

**Cleco**<sup>®</sup>  
Production Tools

**Top Selling  
Industrial Tools**

*Cleco's Top Selling Products*



## Solutions are in our DNA.

Since inception, Cleco has grown to become a global manufacturing solutions provider, headquartered in the United States, with locations across North America, Europe and Asia. As our product offerings expanded globally, we transitioned trusted and recognized brands for fixtured assembly solutions (DGD) and material removal and drilling (Master Power, Recoules Quackenbush and Dotco) to our Cleco Production Tools brand umbrella. Combining our brands enhances our extensive history as a solutions provider, while providing clarity and an improved experience for our customers.

Throughout our over 120-year history, we have dedicated ourselves to provide innovative tool solutions for the following industries:

- Automotive
- Aerospace
- Appliances, Electronics & Industrial
- Assembly
- Agriculture & Off-Road
- Oil, Gas & Petrochemical



Cleco Production Tools is more than just a tool company. We are a global support partner focused on building long-term relationships with our customers. Our mission is to be a solution-driven partner that consistently turns obstacles into opportunities. We deliver smart tool solutions for every industrial and manufacturing challenge.

The products in this catalogue are our top selling tools and will typically be available from stock on our quick ship program or assembled to order in short lead time.

They are focused on **Material Removal** typically for Precision or Heavy Duty Grinding, Sanding and Polishing and **Pneumatic Assembly** for both Quality Critical joints and MRO applications.



# CLECO® PRECISION GRINDING AND DEBURRING TOOLS

## The **CLECO** Promise

Cleco material removal tools are engineered for heavy-use industrial applications that deliver unmatched productivity and maximum material removal rate. Cleco's Shut Off Clutch Tools ensure consistency and precision for high-volume manufacturing. Trust Cleco air-powered impact wrenches for your toughest jobs.

## Grinders & Scalers

### Straight/Horizontal Grinders

The configuration is characterized by straight wheels or mounted cone or plug wheels, and range from 0.4 - 2.2 kW (0.5 - 3.0 Hp). Guards are not necessary for mounted or cone wheels up to a diameter of 80mm provided they are used for internal grinding or honing.



### Angle Grinders

Motor output can range from 0.4 - 2.2 kW (0.5 - 3.0 Hp). Angle grinders are mainly used with depressed center wheels and cutoff wheels. The use of the guard is required in all grinding circumstances.



### MP Series & Scalers

The MP Series range of Medium Duty/MRO grinders are for lighter production needs, as well as two scalers for descaling operations.



## Pneumatic Assembly Tools

### Shut off Clutch Tools

Our top selling shut off clutch tools come in a range of configurations to suit the application needs – inline, right angle and pistol grip. Pistol grips are T handle for machine screws or P handle for driving prevailing torque screws.



### Impact Wrenches

Our top selling impact wrench tools offer torque up to 1400ftlbs with composite and metal housings.



# CLECO® ROUGH GRINDING AND DEBURRING TOOLS

## The Dotco Difference.

**Precision** - Known for their performance, dependability and versatility, the Dotco brand is viewed as the premier line of surface-preparation tools in the industrial marketplace. With the lowest runout in the market, precision parts let the operators manufacture precision products.

**Ergonomics** - Dotco tools are designed so that their form follows their function. Simply put, these tools that are more comfortable for the operator to use, and work with operators - not against them.

**Versatility** - By using only a few motor types, a diverse line of Dotco products have been developed to handle a wide range of applications. The tools also have a high interchangeability of part making maintenance easier and more affordable.

## Pencil Grinders

Powered by either a turbine or a rotary vane motor pencil grinders are for precision deburring and marking. As well as motor choice our top selling options include inline and right angle with 1/8in and 3mm collet sizes. Rear exhaust models include an air supply and over hose.




## Die Grinders

Our top selling Die grinders are available in inline and right angle with different power options to match the application needs. Choose from aluminum housings or with a comfort composite grip and front and rear exhaust with a range of speed options. There are also models with 3" or 5" extensions for hard to reach areas.



## Precision Sanders, Buffers, Routers & Saws

Also in the top seller range from Cleco® Dotco™ are right angle sanders and belt sanders for precision material removal and an inline buffer for finer finishing work. A choice of .3hp/.6hp and 1.7hp routers and an oscillating saw complete the top seller range.



## PENCIL GRINDERS Abrasive Capacity 1/4" Carbide Burr I 1/4" Diamond Pin



COMPOSITE MODEL NUMBER	ALUMINUM MODEL NUMBER	OUTPUT	FREE SPEED	OVERHOSE	COLLET GUARD	AIR INLET SIZE
12R0400-18	10R0400-18	1/8 in Collet	60000	1 ft   0.3 m	Short	1/8
12R0410-18	10R0401-18	1/8 in Collet	60000	1 ft   0.3 m	Long	1/8
12R0400-13	10R0400-13	3 mm Collet	60000	1 ft   0.3 m	Short	1/8
12R0400-43	-	3 mm Collet	60000	4 ft   1.2 m	Short	1/8
12R0410-13	10R0401-13	3 mm Collet	60000	1 ft   0.3 m	Long	1/8
12R0410-43	-	3 mm Collet	60000	4 ft   1.2 m	Long	1/8
12R0380-18	-	1/8 in Collet	80000	1 ft   0.3 m	-	1/8

## TURBINE PENCIL GRINDERS with Front Exhaust



COMPOSITE MODEL NUMBER	ALUMINUM MODEL NUMBER	OUTPUT	FREE SPEED	EXHAUST	COLLET GUARD	AIR INLET SIZE
10R9000-08	-	1/8 in Collet	100000	Front	-	1/8
10R9000-03	-	3 mm Collet	100000	Front	-	1/8

## INLINE DIE GRINDERS 0.3hp / 0.22kW - Abrasive Capacity 1/2" Carbide Burr I 1" Mounted Wheel

\*Collet Guard supplied with Composite Models



COMPOSITE MODEL NUMBER	ALUMINUM MODEL NUMBER	OUTPUT	FREE SPEED	EXHAUST	COLLET GUARD	AIR INLET SIZE
12L1001-36	10L1001-36	1/4 in Collet	34000	Front	See Note*	1/4
12L1000-36	10L1000-36	1/4 in Collet	30000	Front	See Note*	1/4
12L1003-36	10L1003-36	1/4 in Collet	25000	Front	See Note*	1/4
12L1081-36	10L1081-36	1/4 in Collet	34000	Rear	See Note*	1/4
12L1080-36	10L1080-36	1/4 in Collet	30000	Rear	See Note*	1/4
12L1080-360H	-	1/4 in Collet	30000	Rear	See Note*	1/4
12L1082-36	-	1/4 in Collet	25000	Rear	See Note*	1/4

## EXTENDED MODELS



COMPOSITE MODEL NUMBER	ALUMINUM MODEL NUMBER	OUTPUT	FREE SPEED	EXHAUST	EXTENSION LENGTH	AIR INLET SIZE
-	10L1100-36	1/4 in Collet	28000	Front	3"	1/4
12L1101-36	10L1101-36	1/4 in Collet	28000	Front	5"	1/4
12L1181-36	10L1181-36	1/4 in Collet	28000	Rear	5"	1/4

## INLINE DIE GRINDERS 0.6hp / 0.44kW - Abrasive Capacity 3/4" Carbide Burr I 1.5" Mounted Wheel



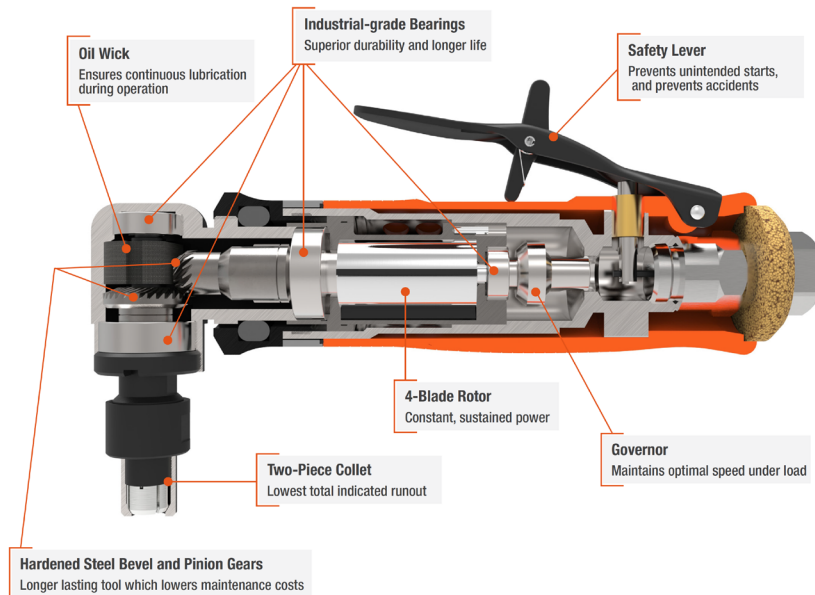
COMPOSITE MODEL NUMBER	ALUMINUM MODEL NUMBER	OUTPUT	FREE SPEED	EXHAUST	AIR INLET SIZE
12L2000-01	10L2000-01	1/4 in Collet	25000	Front	1/4
12L2001-01	-	1/4 in Collet	25000	Front	1/4
12L2081-01	10L2080-01	1/4 in Collet	25000	Rear	1/4

## INLINE DIE GRINDERS 0.9hp / 0.66kW - Abrasive Capacity 1" Carbide Burr I 1.5" Mounted Wheel



COMPOSITE MODEL NUMBER	ALUMINUM MODEL NUMBER	OUTPUT	FREE SPEED	EXHAUST	AIR INLET SIZE
12L2500-01	10L2500-01	1/4 in Collet	23000	Front	1/4
12L2500-01M6	-	6mm Collet	23000	Front	1/4
12L2502-01	-	1/4 in Collet	18000	Front	1/4
12L2562-01	-	1/4 in Collet	12000	Front	1/4
12L2580-01	10L2580-01	1/4 in Collet	23000	Rear	1/4
12L2718-36	10L2778-36	1/4 in Collet	18000	Rear	1/4
12L2718-28	-	4" Type 1	18000	Rear	1/4

## CLECO DOTCO Precision Right Angle Grinder



### ANGLE GRINDERS Abrasive Capacity 1/4" Carbide Burr I 1/4" Diamond Pin



COMPOSITE MODEL NUMBER	ALUMINUM MODEL NUMBER	COLLET SIZE	FREE SPEED	EXHAUST	HEAD HEIGHT	AIR INLET SIZE
12LF200-36	10LF200-36	1/4 in Collet	12000	Front	2.7in/69mm	1/4
12LF200-36M6	10LF200-36M6	6mm Collet	12000	Front	2.7in/69mm	1/4
12LF201-36	10LF201-36	1/4 in Collet	20000	Front	2.7in/69mm	1/4
12LF201-36M6	10LF201-36M6	6mm Collet	20000	Front	2.7in/69mm	1/4
12LF201-36M60H	-	6mm Collet	20000	Front	2.7in/69mm	1/4
12LF280-36	10LF280-36	1/4 in Collet	12000	Rear	2.7in/69mm	1/4
12LF281-36	10LF281-36	1/4 in Collet	20000	Rear	2.7in/69mm	1/4
12LF281-36M6	-	6mm Collet	20000	Rear	2.7in/69mm	1/4
12LF281-36M60H	-	6mm Collet	20000	Rear	2.7in/69mm	1/4

### BUFFER & SANDERS



COMPOSITE MODEL NUMBER	TYPE	POWER	OUTPUT	FREE SPEED	EXHAUST	AIR INLET SIZE
12L1092-01	Inline Buffer	.3hp/0.2kW	1/4" Collet	3200	Rear	1/4
12L1280-36B2	Belt Sander	.3hp/0.2kW	1/2" x 12" Belt	12000	Front	1/4
12L1281-36B2	Belt Sander	.3hp/0.2kW	1/2" x 12" Belt	20000	Rear	1/4
12LF280-36B2	Belt Sander	.4hp/0.3kW	1/2" x 12" Belt	12000	Front	1/4
12LF281-36B2	Belt Sander	.4hp/0.3kW	1/2" x 12" Belt	20000	Rear	1/4
12L2218-36	Right Angle	.6hp/.4kW	1/4" Collet	18000	Rear	1/4
12L2750-80	Right Angle	.9hp/.6kW	5/8"-11 Male	6000	Front	1/4
12L2751-80	Right Angle	.9hp/.6kW	5/8"-11 Male	9000	Front	1/4
12L2762-80	Right Angle	.9hp/.6kW	5/8"-11 Male	4500	Front	1/4
12L2776-30	Right Angle	.9hp/.6kW	1/4"-20 Female	13500	Rear	1/4

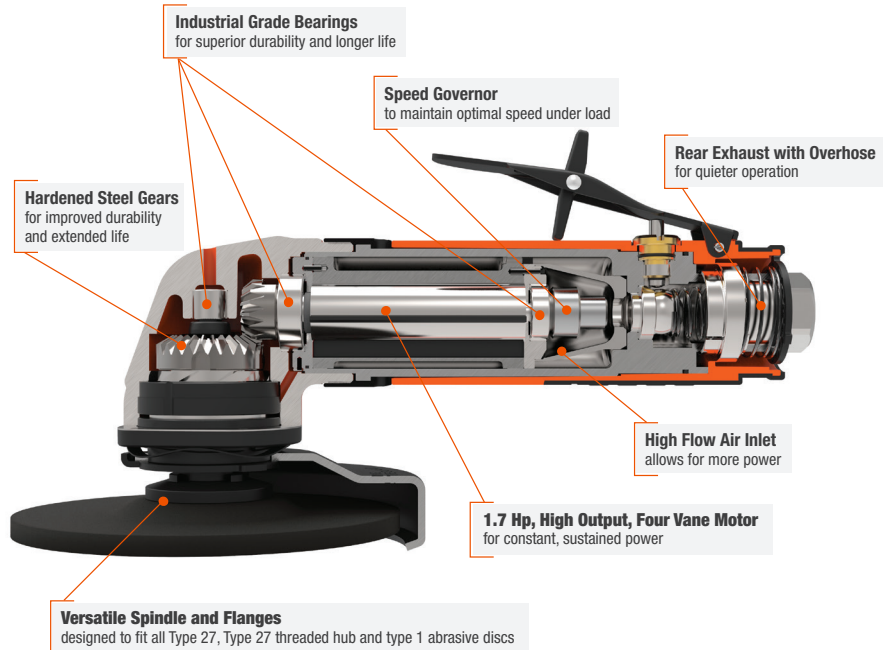
### SAW & ROUTERS



COMPOSITE MODEL NUMBER	ALUMINUM MODEL NUMBER	TYPE	POWER	OUTPUT	FREE SPEED	EXHAUST	AIR INLET SIZE
12L2065-90	-	Oscillating Saw	.6hp/.4kW	3/8" Dia Hole	14000	Rear	1/4
12L2080-01RT	-	Router	.6hp/.4kW	1/4" Collet	25000	Rear	1/4
12L2500-01RT	10L2500-01RT	Router	.9hp/.6kW	1/4" Collet	23000	Front	1/4
12L2580-01RT	-	Router	.9hp/.6kW	1/4" Collet	23000	Rear	1/4
12L4018-01	-	Router	1.7hp/1.3kW	1/4" Collet	18000	Front	1/2

# GRINDERS, BUFFERS, SANDERS, SAWS & ROUTERS

## CLECO Rough Right Angle Grinder



### 1.7hp/1.3kW RIGHT ANGLE GRINDERS WITH GUARD



MODEL NUMBER	TYPE	WHEEL SIZE	FREE SPEED	ABRASIVE CAPACITY	WEIGHT	LENGTH	MINIMUM HOSE ID
C3120A45-580H	Right Angle	4.5	12000	4.5" Type 1 and Type 27	3.98lbs/1.80kg	8.95in/227mm	1/2 in
C3120A45-M140H	Right Angle	4.5	12000	4.5" Type 1 and Type 27	3.98lbs/1.80kg	8.95in/227mm	1/2 in
C3120A5-580H	Right Angle	5	12000	5" Type 1 and Type 27	4.05lbs/1.83kg	8.95in/227mm	1/2 in

### HEAVY DUTY APPLICATION GRINDERS



MODEL NUMBER	TYPE	POWER	OUTPUT	FREE SPEED	EXHAUST	AIR INLET SIZE
Z16GLFB-250-C4	Inline	.6hp/.4kW	1/4" Collet	25000	Front	1/4
Z16GLSB-135A-D3T4	Right Angle	.6hp/.4kW	Type 27	13500	Side	1/4
Z36GLRB-135A-D3T4	Right Angle	.6hp/.4kW	Type 27	13500	Rear	1/4
Z25GELC-180-C4	Inline - Extended	1.4hp/1.0kW	1/4" Collet	18000	Side	3/8
Z25GELC-180-P3T	Inline - Extended	1.4hp/1.0kW	3/8"-24 External	18000	Side	3/8
Z25GELC-180-P5T	Inline - Extended	1.4hp/1.0kW	5/8"-11 External	18000	Side	3/8

### 3.1hp/2.3kW VERTICAL GRINDERS



MODEL NUMBER	TYPE	OUTPUT	FREE SPEED	WEIGHT	EXHAUST	AIR INLET SIZE
3060AVL-06	Vertical	6" Type 11 with Guard	6000	10.1lbs/4.60kg	Side	1/2 in
3060AVL-07	Vertical	7" Type 27 with Guard	6000	9.7lbs/4.40kg	Side	1/4

### 1.7hp/1.3kW RIGHT ANGLE SANDER



MODEL NUMBER	TYPE	OUTPUT	FREE SPEED	WEIGHT	LENGTH	MINIMUM HOSE ID
C3120ASDR-580H	Right Angle	5/8"-11 Male	12000	3.98lbs/1.80kg	8.95in/227mm	1/2 in

## CLECO MP SERIES



MODEL NUMBER	TYPE	POWER	OUTPUT	FREE SPEED	WEIGHT	LENGTH	EXHAUST	AIR INLET SIZE
MP4200	Pencil Grinder - Inline	0.1hp/0.07kW	1/8" Collet	70000	0.441lbs/0.18kg	5.4in/137mm	Rear	1/8
MP4201	Pencil Grinder - RA	0.1hp/0.07kW	1/8" Collet	70000	0.441lbs/0.18kg	5.9in/150mm	Rear	1/8
MP4430	Die Grinder - Inline	.3hp/0.22kW	1/4" Collet	23000	0.88lbs/0.36kg	6in/152mm	Rear	1/4
MP4458	Die Grinder - Inline	.5hp/0.38kW	1/4" Collet	25000	1.32lbs/0.64kg	6.1in/155mm	Front	1/4

## CLECO SCALERS



MODEL NUMBER	TYPE	OUTPUT	BPM	WEIGHT	LENGTH	AIR INLET SIZE
MP5187	Needle Scaler - Inline Lever Start	12 Needles 1/8" x 5"/3mm x 125mm	4200	2.5lbs/1.1kg	8.9in/225mm	1/4
B1-C-LT	Chisel Scaler - Inline Lever Start	1/2"   12.7 mm Square Stock	4600	4.4lbs/2kg	10.3in/262mm	1/4

## CLECO® PNEUMATIC ASSEMBLY TOOLS

### PISTOL CLUTCH SHUT OFF TOOLS



T HANDLE		P HANDLE		TORQUE RANGE MIN.	TORQUE RANGE MAX	FREE SPEED
TRIGGER	PUSH & TRIGGER	TRIGGER	PUSH & TRIGGER			
19TTA03Q	-	-	19PCA03Q	0.4ftlbs/0.6Nm	2.1ftlbs/2.9Nm	1900
19TTA04Q	19TCA04Q	19PTA04Q	19PCA04Q	0.8ftlbs/1.1Nm	3.3ftlbs/4.5Nm	1100
-	-	19PTA05Q	19PCA05Q	0.8ftlbs/1.1Nm	3.7ftlbs/5.1Nm	660
19TTA07Q	-	-	-	1.2ftlbs/1.7Nm	5ftlbs/6.8Nm	660
19TTA09Q	-	-	-	1.2ftlbs/1.7Nm	6.5ftlbs/8.9Nm	470

### INLINE CLUTCH SHUT OFF TOOLS



COLLAR REVERSE		BUTTON REVERSE		TORQUE RANGE MIN.	TORQUE RANGE MAX	FREE SPEED
PUSH & LEVER	PUSH	PUSH				
-	19SPA02Q	-		0.4ftlbs/0.6Nm	1.6ftlbs/2.1Nm	2800
-	19SPA03Q	19BPA03Q		0.4ftlbs/0.6Nm	2.1ftlbs/2.9Nm	1900
19SCA04Q	19SPA04Q	19SPA04Q		0.8ftlbs/1.1Nm	3.3ftlbs/4.5Nm	1100
19SCA05Q	19SPA05Q	19SPA05Q		0.8ftlbs/1.1Nm	3.7ftlbs/5.1Nm	660

### RIGHT ANGLE SHUT OFF TOOLS



MODEL NUMBER 1/4" SQUARE DRIVE	MODEL NUMBER 3/8" SQUARE DRIVE	TORQUE RANGE MIN.	TORQUE RANGE MAX	FREE SPEED	OUTPUT
19RAA04AM2		1ftlbs/1.3Nm	3.4ftlbs/4.6Nm	950	1/4 Square Drive
19RAA05AM2		1ftlbs/1.3Nm	4.2ftlbs/5.6Nm	570	1/4 Square Drive
	19RAA09AH3	1.4ftlbs/1.8Nm	6.2ftlbs/8.4Nm	500	3/8 Square Drive
19RAA11AH2	19RAA11AH3	1.8ftlbs/2.4Nm	8.3ftlbs/11.2Nm	340	1/4 Square Drive
19RAA12AH2	19RAA12AH3	1.8ftlbs/2.4Nm	8.3ftlbs/11.2Nm	200	1/4 Square Drive
	34RAA15AM3	7ftlbs/9.4Nm	11ftlbs/14.9Nm	1,185	3/8 Square Drive
	34RAA37AX3	14ftlbs/18.9Nm	27ftlbs/36.6Nm	480	3/8 Square Drive
	34RAA47AX3	17ftlbs/23Nm	35ftlbs/47.4Nm	385	3/8 Square Drive
34RAA37AX3	34RAA68AZ3	25ftlbs/33.8Nm	50ftlbs/67.7Nm	255	3/8 Square Drive

### IMPACT WRENCHES



MODEL NUMBER COMPOSITE	MODEL NUMBER METAL	TORQUE MIN.	TORQUE MAX	BPM	FREE SPEED	WEIGHT	AIR INLET	MIN HOSE ID	DRIVE TYPE
-	MP2264B	10.3ftlbs/13.9Nm	111ftlbs/150.4Nm	2000	10000	2.2lbs/1kg	1/4	3/8	Hex Quick Change
-	MP2265B	10.3ftlbs/13.9Nm	111ftlbs/150.4Nm	2000	10000	2.2lbs/1kg	1/4	3/8	Pin-Detent Square
CWC-500P	-	50ftlbs/67.7Nm	800ftlbs/1084.6Nm	1250	8000	4.4lbs/2kg	1/4	3/8	Pin Anvil or Pin Hole
CWC-750P	-	200ftlbs/271.1Nm	1401ftlbs/1899.5Nm	1200	6500	7.6lbs/3.5kg	3/8	1/2	Pin Anvil or Pin Hole
-	CWM-750P	200ftlbs/271.1Nm	1350ftlbs/1830.3Nm	1200	6000	10.4lbs/4.7kg	3/8	1/2	Pin Anvil or Pin Hole

#### The Americas

Apex Tool Group  
670 Industrial Drive  
Lexington, SC 29072  
United States  
Phone: +1 (800) 845 5629  
Phone: +1 (919) 387 0099  
Fax: +1 (803) 358 7681  
[www.ClecoTools.com](http://www.ClecoTools.com)

Apex Tool Group  
Manufacturing México  
S. de R.L. de C.V.  
Vialidad El Pueblito #103  
Parque Industrial Querétaro  
Querétaro, QRO 76220  
Mexico  
Tel: +52 (442) 211 3800  
Fax: +52 (800) 685 5560

Apex Tool Group  
Ind. Com. Ferram. Ltda. Av.  
Liberdade, 4055  
Zona Industrial Iporanga  
Sorocaba, São Paulo  
CEP: 18087-170  
Brazil  
Tel: +55 15 3238 3870  
Fax: +55 15 3238 3938

#### Europe | Middle East | Africa

Apex Tool Group GmbH  
Industriestraße 1  
73463 Westhausen  
Germany  
Phone: +49 (0) 73 63 81 0  
Fax: +49 (0) 73 63 81 222  
[www.ClecoTools.de](http://www.ClecoTools.de)

Apex Tool Group S.A.S.  
25 rue Maurice Chevalier  
B.P. 28  
77831 Ozoir-la-Ferrière  
Cedex, France  
Tel: +33 1 64 43 22 00  
Fax: +33 1 64 43 17 17

Apex Tool Group  
Hungária Kft.  
Piafánia u.2  
9027 Győr  
Hungary  
Tel: +36 96 66 1383  
Fax: +36 96 66 1135

#### Asia Pacific

Apex Power Tool Trading  
(Shanghai) Co., Ltd.  
2nd Floor, Area C  
177 Bi Bo Road  
Pu Dong New Area, Shanghai  
China 201203 P.R.C.  
Phone: +86 21 60880320  
Fax: +86 21 60880298

Apex Power Tools India  
Private Limited  
Gaia No. 1, Plot No. 5  
S. No. 234, 235 & 245  
Indialand Global Industrial  
Park Taluka-Mulsi, Phase  
I Hinjawadi, Pune 411057  
Maharashtra, India  
Phone: +91 020 66761111

