AirToolPro.com by Zampini Industrial Group - Premier Tool Suppliers Since 1987 1-800-353-4676

Desoutter

Desoutter Limited. London NW9 6ND

157783,302843

(GB) Servicing Instructions
Parts List
Operating Instructions

(D) Wartungsanleitung
Teileliste
Bedienungsanleitung

(F) Manuel d'entretien
Liste de pièces
Manuel d'utilisation

(E) Instrucciones de Servicio
Listas de Repuestos
Instrucciones de Operación

(P) Instruções de Manutenção
Listas de Peças
Instruções de Funcionamento

(I) Istruzioni per la Manutenzione
Elenco delle Parti
Istruzioni Operative

(GR) Οδηγίες Συντήρησης
Κατάλογοι Ανταλλαχτιχών
Οδηγίες Λειτουργιάς

(NL) Onderhoudsinstructies
Onderdelenlijst
Bedieningsinstructies

(DK) Servicevejledning
Liste over dele
Betjeningsvejledning

(N) Serviceinstruksjoner
Delelister
Driftsinstruksjoner

(S) Serviceinstruktioner
Reservdelslista
Bruksanvisning

(FIN) Huolto-ohjeet
Osaluettelo
Käyttöohjeet

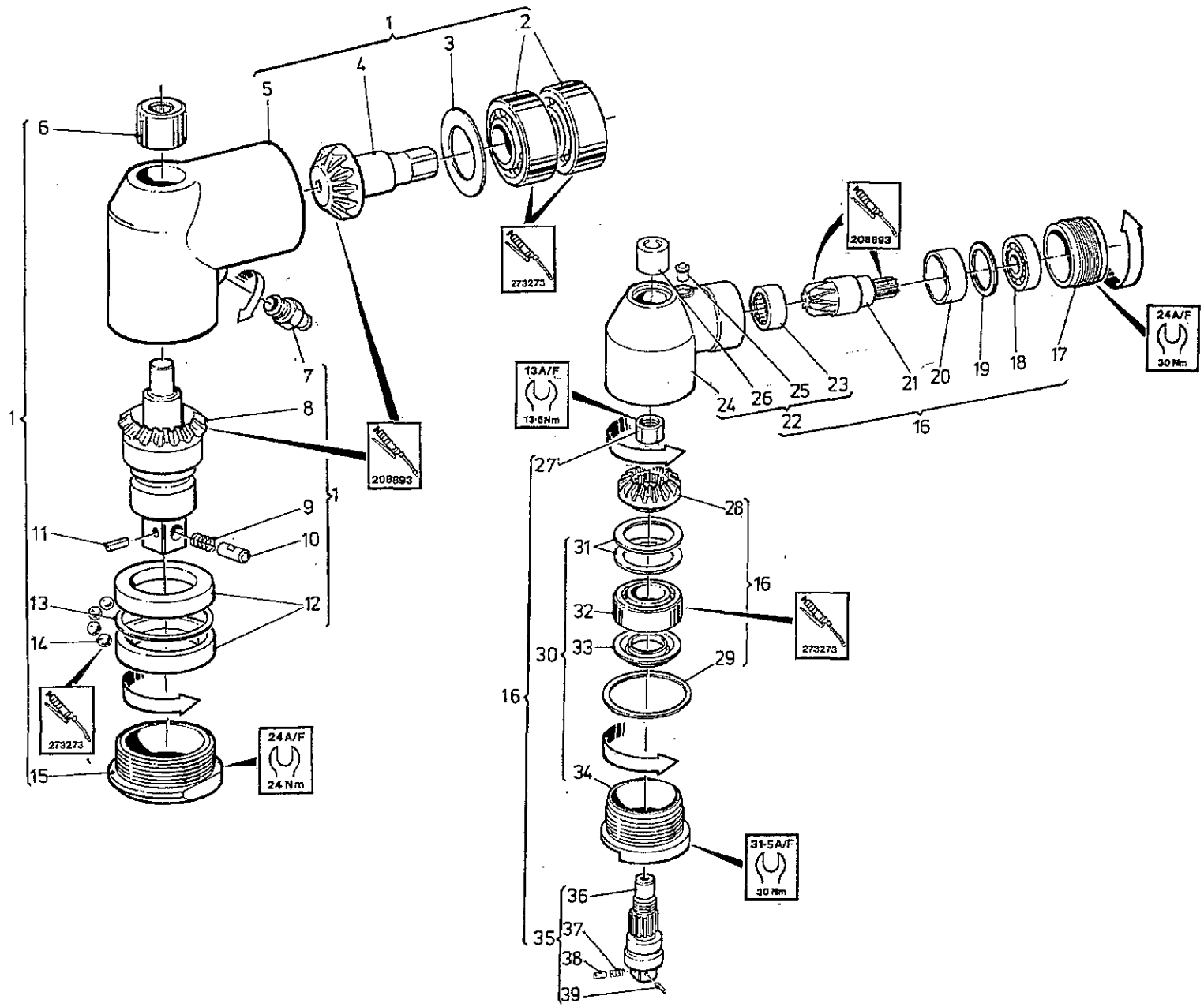

AirToolPro.com by Zampini Industrial Group - Premier Tool Suppliers Since 1987 1-800-353-4676

Item Ps. Nr. No. Article	Part No Teil Nr. Référence	Qty Menge Qté	Item Ps. Nr. No. Article	Part No Teil Nr. Référence	Qty Menge Qté
1	157783	1	29	323563	
*2	2423	2		(0.13mm)	
3	76120023			323573	
	(0.05mm)			(0.25mm)	
	76120053			323583	
	(0.13mm)			(0.40mm)	
	76120103			323593	
	(0.25mm)			(0.50mm)	
4	157773	1	30	218013	1
5	28883	1	*31	218003	2
*6	28893	1	*32	217993	1
7	25873	1	33	217983	1
8	36913	1	34	217973	1
9	74513	1	35	291893	1
10	74503	1	36	291863	1
*11	74523	1	37	74513	1
12	28963	2	38	74503	1
13	76130023		39	74523	1
	(0.05mm)				
	76130033				
	(0.08mm)				
14	72408	15			
15	28943	1			
16	302843	1			
17	218083	1			
*18	80253	1			
19	72460053				
	(0.13mm)				
	72460103				
	(0.25mm)				
20	218073	1			
21	302833	1			
22	218443	1			
*23	218173	1			
24	216013	1			
25	80263	1			
26	218513	1			
27	291883	1			

GB * Indicates normal replacement items. It is recommended that adequate stocks are held for servicing requirements.
Always quote tool model number, serial number and spare part number when ordering spares.

D * Bedeutet normale Verschleißteile. Es empfiehlt sich eine angemessene Menge für Wartungszwecke auf Lager zu halten.
Bei der Bestullung von Ersatzteilen, bitte immer angeben: Typennummer der Bohrmaschine, Werknummer und Ersatzteilnummer.

F * Le symbole astérisque (*) indique des articles de rechange normaux. Il est recommandé d'en conserver des stocks suffisants pour assurer toutes les opérations d'entretien courant.
Lors de la commande de pièces de rechange, toujours citer le numéro de modèle de l'outillage, son numéro de série et le numéro de référence de chaque pièce de rechange.

E * Indica elementos de reposición regular. Se recomienda tener una cantidad adecuada de los mismos en reserva a efectos de mantenimiento.
Al encargar piezas de recambio, siempre debe indicarse el número de modelo de la herramienta, su número de serie y el número de la pieza de recambio.

P * Indica itens que são substituidos regularmente. É recomendado que estoques adequados sejam mantidos para requisitos de manutenção.
Cite sempre o número do modêlo da ferramenta, número de série, e número da peça accesória quando pedindo acessórios.

I * L'asterisco denota recambi normali. Si consiglia di mantenere scorte adeguate alle esigenze della manutenzione.
Nell'ordinazione di ricambi citare il numero di modello dell'utensile, il numero di matricola e quello di catalogo del pezzo.

GR * Σημαίνει συνηθισμένα είδη (τεμάχια) για αντικατάσταση. Σας συνιστύμε να τηρείτε αρκετό απόθεμα από τα είδη που χρειάζονται αντικατάσταση.
Οταν παραγγέλνετε ανταλλακτικά πάντα να γράφετε τον αιρθμό μοντέλου του εργαλείου, τον αριθμό σειράς και τον αριθμό ανταλλακτικού.

NL * Betekent normale reserveartikelen. Het verdient aanbeveling om voldoende voor onderhoudsbehoeften vooradig te hebben.
Bij bestelling van reserveonderdelen geef altijd modelnummer, volgnummer en reserveonderdeelnummer van het werktuig op.

DK * Indikerer normale udskiftningsemner. Det anbefales at have rigelige forsyninger af dele til brug i forbindelse med eftersyn.
Opgiv altid det korrekte værktøjsmodelnummer, serienummer og reservedelsnummer ved bestilling af reservedele.

N * Angir normale reservedeler. Det anbefales at tilstrekkelig antall reservedeler holdes på lager.
Ved bestilling av deler må man alltid oppgi verktøyets modellnr., serienr. og reservedelens nr.

S * Utmärker normala reservdelar. Vi rekommenderar att tillräckligt antal lagras för serviceändamål.
Uppge alltid verktygets modellnummer, serienummer samt reservdelens nummer vid beställning av reservdelar.

FIN * Viittaa tavallisiin varaosiin. Suosittelemme, että riittäviä määriä pidetään varastossa huoltotarpeita varten.
Työkalun mallinumero, sarjanumero ja varasosan numero on aina mainittava tilattaessa.

AirToolPro.com by Zampini Industrial Group - Premier Tool Suppliers Since 1987 1-800-353-4676

Desoutter

Desoutter Limited

Angle Head 157783
Assemble the angle head using shims at 'x' to obtain the bevel wheel to pinion radial clearance of approximately 0.1mm maximum measured at diameter 'A'.

Angle Head Orientation
Use shims (refer to main tool assembly - sheet 1) to achieve the required position.
Hold the angle head in a vice with soft jaws and apply 32mm spanner to clutch case.

Angle Head 302843
Assemble the angle head using shims (item 19) to obtain 8.48mm dimension.
Use shims at 'Y' to obtain the bevel wheel to pinion radial clearance of approximately o.1mm maximum measured at diameter 'A'.
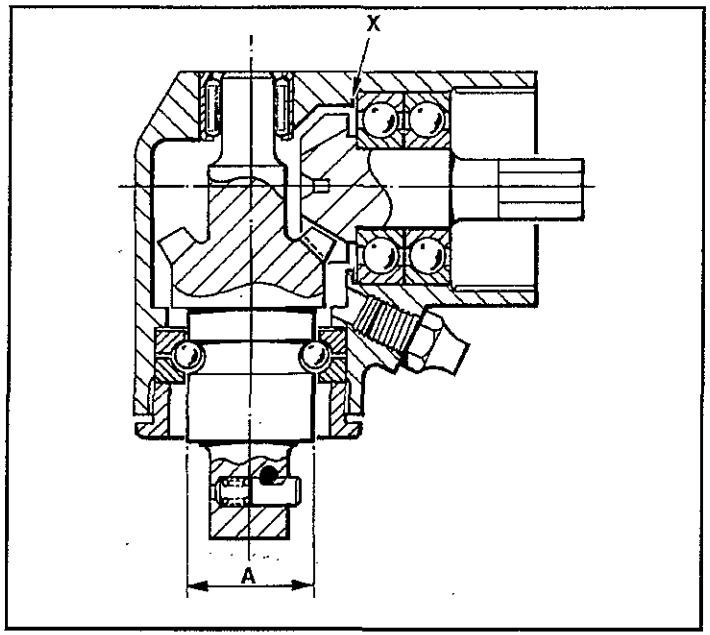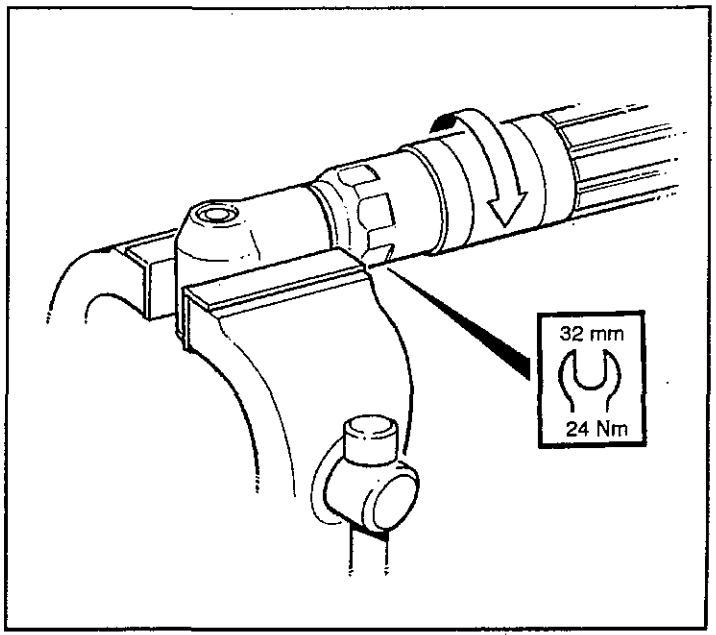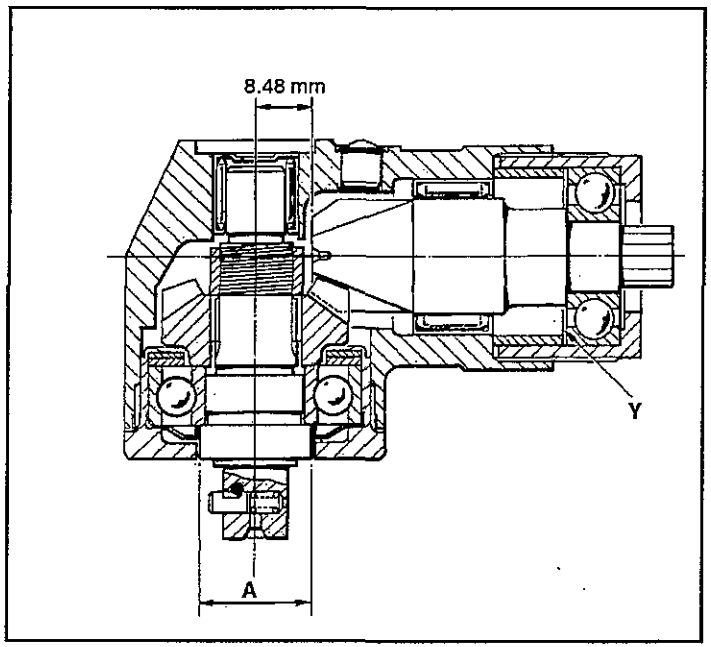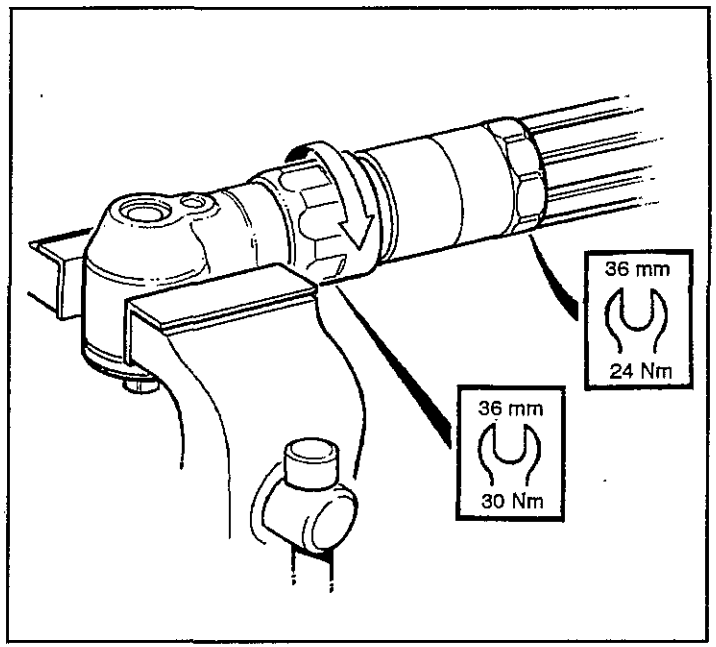
Angle Head Orientation
Hold the angle head in a vice with soft jaws. Hold the clutch case with 36mm spanner and apply torque to lock nut with 36mm spanner.