



## Chicago Pneumatic

---

### Ergonomic Features

- Air powered-take advantage of air available at most construction sites; no danger of overheating, even with continuous use.
- Many tools available with Hushed Power® muffler- rugged bolt-on muffler system reduces exhaust sound without decreasing tool power.

### Other Features

- Rugged construction-withstands tough use.
- Heat treated internal parts-keep tools on the job; minimize repairs.
- Wide variety of accessories available-extends tool versatility.

Breakers – Four Bolt

9

Spike Drivers

11

Clay Diggers/Picks

12

Buster

13

Scabblers

14

Accessories

15



*To reduce the risk of injury, everyone using, installing, repairing, maintaining, changing, accessories on, or working near CP tools must read and understand CP safety instructions packed with each tool. For a copy of these instructions, contact your local distributor or Atlas Copco.*

Chicago  
Pneumatic**Breakers - Four Bolt**

CP-1210



CP-1230-VR



CP-1240

**Breakers-Four Bolt**

CP Breakers can be equipped with mufflers or can be purchased as an accessory.

CP Four-Bolt breakers require minimal servicing to maintain peak operating efficiency over extended periods of rugged use.

**Lou Zampini & Associates**

2 Douglas Pike, Rt. 7  
Smithfield, RI 02917  
1 800 353 4676  
FAX 1 401 679 0165

**CP-0111 and CP-1210**

**Applications:** The CP-0111 (25 pound class) and CP-1210 (35 pound class) demolition tools are lightweight yet rugged tools designed for light- to medium-construction and plant maintenance work such as light demolition of floors, pavement, bridge maintenance, macadam, frozen ground and masonry walls. These tools are very popular for bridge deck jobs. CP-0111-THLA-EX has an extended handle for trench work.

**Features**

- Alloy steel forgings - provide excellent durability.
- Four-bolt backhead design - withstands rugged use.
- Integral oilers - provide continuous lubrication.
- Heavy-duty front head springs on CP-1210 - reduce reaction back to operator.
- CP-1210-S equipped with a "Hushed Power" muffler - to reduce sound level.
- Vibration reduced handle (VR Series) available on CP-1210.

**CP-1230 and CP-1240**

The CP-1230 (60 pound class) and CP-1240 (80/90 pound class) demolition tools are designed to deliver the power and durability necessary for a variety of construction and plant maintenance applications such as breaking heavy concrete, reinforced concrete, frozen ground, macadam, boulders and pavement.

**Features**

- Alloy steel forgings - for excellent durability
- Four-bolt backhead - withstands rugged use
- Integral oiler - provides continuous lubrication
- Heavy-duty front head springs - reduce reaction back to operator
- Reversible piston - reduces maintenance cost
- Air inlet swivel - for easy maneuverability
- "Hushed Power" versions - CP-1230-S, CP-1240-S are equipped with mufflers
- Vibration reduced handle (VR Series) available on CP-1230 and CP-1240

Accessories listed on page 15.

Chicago  
Pneumatic**Breakers - Four Bolt**

Catalog Number	Part Number	Retainer	Net Weight kg (lb.)	Overall Length mm (in.)	Standard Hex. Chuck Size mm (in.)	Shipping Weight kg (lb.)
<b>25-LB. CLASS, AIR CONSUMPTION: 45 CFM AT 90 PSI</b>						
CP-0111-THLA	T022079	Latch	13.6 (30)	508 (20)	25 x 108 (1 x 4 <sup>1</sup> / <sub>4</sub> )	16.3 (36)
CP-0111-THLA-EX	T019354	Latch	15.0 (33)	772 (30 <sup>3</sup> / <sub>8</sub> )	25 x 108 (1 x 4 <sup>1</sup> / <sub>4</sub> )	17.7 (39)
<b>35-LB. CLASS, AIR CONSUMPTION: 48 CFM AT 90 PSI</b>						
CP-1210	T022071	Latch	19.0 (42)	536.5 (21 <sup>1</sup> / <sub>8</sub> )	25 x 108 (1 x 4 <sup>1</sup> / <sub>4</sub> )	21.3 (47)
CP-1210-S	T022156	Latch	19.9 (44)	536.5 (21 <sup>1</sup> / <sub>8</sub> )	25 x 108 (1 x 4 <sup>1</sup> / <sub>4</sub> )	22.2 (49)
CP-1210-VR	T024338	Latch	22.3 (49)	569.9 (23 <sup>1</sup> / <sub>2</sub> )	25 x 108 (1 x 4 <sup>1</sup> / <sub>4</sub> )	25 (55)
CP-1210-VRS	T024534	Latch	23.2 (51)	569.9 (23 <sup>1</sup> / <sub>2</sub> )	25 x 108 (1 x 4 <sup>1</sup> / <sub>4</sub> )	25.9 (57)
<b>60-LB. CLASS, AIR CONSUMPTION: 63 CFM AT 90 PSI</b>						
CP-1230-1.12	T022073	Latch	29.5 (65)	673.1 (26 <sup>1</sup> / <sub>2</sub> )	28 x 152 (1 <sup>1</sup> / <sub>8</sub> x 6)	31.7 (66)
CP-1230-S-1.12	T022158	Latch	30.9 (68)	673.1 (26 <sup>1</sup> / <sub>2</sub> )	28 x 152 (1 <sup>1</sup> / <sub>8</sub> x 6)	32.2 (68)
CP-1230-1.25	T022074	Latch	29.5 (65)	673.1 (26 <sup>1</sup> / <sub>2</sub> )	32 x 152 (1 <sup>1</sup> / <sub>4</sub> x 6)	31.7 (66)
CP-1230-S-1.25	T022159	Latch	30.9 (68)	673.1 (26 <sup>1</sup> / <sub>2</sub> )	32 x 152 (1 <sup>1</sup> / <sub>4</sub> x 6)	32.2 (68)
CP-1230-VR-1.12	T024335	Latch	33.6 (74)	698.5 (27 <sup>1</sup> / <sub>2</sub> )	28 x 152 (1 <sup>1</sup> / <sub>8</sub> x 6)	35.9 (79)
CP-1230-VRS-1.12	T024227	Latch	34.5 (76)	698.5 (27 <sup>1</sup> / <sub>2</sub> )	28 x 152 (1 <sup>1</sup> / <sub>8</sub> x 6)	36.8 (81)
CP-1230-VR-1.25	T024083	Latch	33.6 (74)	698.5 (27 <sup>1</sup> / <sub>2</sub> )	32 x 152 (1 <sup>1</sup> / <sub>4</sub> x 6)	35.9 (79)
CP-1230-VRS-1.25	T024239	Latch	34.5 (76)	698.5 (27 <sup>1</sup> / <sub>2</sub> )	32 x 152 (1 <sup>1</sup> / <sub>4</sub> x 6)	36.8 (81)
<b>80/90 LB. CLASS, AIR CONSUMPTION: 81 CFM AT 90 PSI</b>						
CP-1240-1.12	T022075	Latch	37.6 (83)	730.3 (28 <sup>3</sup> / <sub>4</sub> )	28x 152 (1 <sup>1</sup> / <sub>8</sub> x 6)	40.4 (89)
CP-1240-S-1.12	T022221	Latch	39.0 (86)	730.3 (28 <sup>3</sup> / <sub>4</sub> )	28x 152 (1 <sup>1</sup> / <sub>8</sub> x 6)	42.6 (92)
CP-1240-1.25	T022076	Latch	37.6 (83)	730.3 (28 <sup>3</sup> / <sub>4</sub> )	32 x 152 (1 <sup>1</sup> / <sub>4</sub> x 6)	40.4 (89)
CP-1240-S-1.25	T022222	Latch	39.0 (86)	730.3 (28 <sup>3</sup> / <sub>4</sub> )	32 x 152 (1 <sup>1</sup> / <sub>4</sub> x 6)	42.6 (92)
CP-1240-VR-1.12	T024337	Latch	40.5 (92)	762 (30)	28 x 152 (1 <sup>1</sup> / <sub>8</sub> x 6)	43.2 (95)
CP-1240-VRS-1.12	T024536	Latch	41.8 (95)	762 (30)	28 x 152 (1 <sup>1</sup> / <sub>8</sub> x 6)	44.5 (98)
CP-1240-VR-1.25	T024336	Latch	40.5 (92)	762 (30)	32 x 152 (1 <sup>1</sup> / <sub>4</sub> x 6)	43.2 (95)
CP-1240-VRS-1.25	T024535	Latch	41.8 (95)	762 (30)	32 x 152 (1 <sup>1</sup> / <sub>4</sub> x 6)	44.5 (98)

"S" = designates muffled "Hushed Power" models

"VR" = Vibration Reduced

"EX" = Extended Handle for trench work

See Spike Drivers on page 12.

Chicago  
Pneumatic**Spike Drivers**

CP-1240-SSPDR

## Spike Driver

Applications: CP-1230 and CP-1240 spike drivers are rugged, powerful tools, which can be used for driving spikes in railroad, construction and plant maintenance applications.

### Features

- Same quality features as the CP-1230 and CP-1240 breakers except front head is equipped for spike driving. (See previous page)

Accessories listed at end of section.

All Models: 3/4" (20mm) (NPTF) air inlet thread.

Catalog Number	Part Number	Net Weight kg (lb.)	Overall Length mm (in.)	Max. Head Dia. mm (In.)	Shipping Weight kg (lb.)
<b>SPIKE DRIVER, AIR CONS. AT 90 PSI: CP-1230, 63 CFM; CP-1240, 81 CFM</b>					
CP-1230-SPDR	T021612	27.2 (60)	622.3 (24 1/2)	44.5 (1 7/8)	29.4 (65)
CP-1230-SSPDR*	T021613	28.1 (62)	622.3 (24 1/2)	44.5 (1 7/8)	30.3 (67)
CP-1240-SPDR	T021042	36.7 (81)	622.3 (24 1/2)	44.5 (1 7/8)	39.0 (86)
CP-1240-SSPDR*	T021041	36.7 (81)	622.3 (24 1/2)	44.5 (1 7/8)	40.8 (90)

\* S in catalog number designates muffled "Hushed Power" models.

Chicago  
Pneumatic

Clay Diggers / Picks

## Clay Diggers/Picks

Applications: These tools are suited for trenching, tunneling, lateral and overhead work and light demolition in construction applications.

### Features

#### CP-0111

- Heat treated alloy steel components
- Provide excellent durability
- Latch retainer

#### CP-0222

- Lightweight, compact, for easy handling
- Latch retainer

#### FL-0022

- Slim design allows work in tight spaces
- Teasing throttle with outside trigger for optimum control
- Sleeve retainer with bumper holds accessory securely



CP-0222



CP-0111



FL-0022

CP-0111: air consumption at 90 psi 45 cfm, 3/8" (NPTF) air inlet thread;  
CP-0220, CP-0222: air consumption at 90 psi 44 cfm, 1/2" (NPTF) air inlet thread;  
FL-0022, FL-0025-PS: air consumption at 90 psi 30 cfm.

Catalog Number	Part Number	Bore and Stroke mm (in.)	Throttle	Net Weight kg (lb.)	Overall Length mm (in.)	Retainer	Standard Chuck mm (in.)
CP-0111-CHLA Clay Digger	T022078	41.4 x 88.9 (1.63 x 3.5)	Outside Trigger	13 (299)	571.5 (22 1/2)	Latch	25.4 x 107.9 (1 hex x 4 1/2)
CP-0222-CHIT Clay Digger	T022181	40.6 x 85.9 (1.6 x 3.38)	Inside Trigger	10 (22)	495.3 (19 1/2)	Latch	22.2 x 82.6 (7/8 hex x 3 1/4)
CP-0222-CHITBS* Clay Digger	T022325	40.6 x 85.9 (1.6 x 3.38)	Inside Trigger	10 (22)	495.3 (19 1/2)	Latch	22.2 x 82.6 (7/8 hex x 3 1/4)
CP-0222-CHOTB Clay Digger	T022182	40.6 x 85.9 (1.6 x 3.38)	Outside Trigger	10 (22)	495.3 (19 1/2)	Latch	22.2 x 82.6 (7/8 hex x 3 1/4)
CP-0222-CHOTBS* Clay Digger	T022323	40.6 x 85.9 (1.6 x 3.38)	Outside Trigger	10 (22)	495.3 (19 1/2)	Latch	22.2 x 82.6 (7/8 hex x 3 1/4)
FL-0022 Clay Digger	T022105	40.6 x 85.9 (1.6 x 3.38)	Outside Trigger	9.5 (21)	495.3 (19 1/2)	Sleeve	19 x 82.6 (3/4 square x 3 1/4)
FL-0022-FS* Clay Digger	T022106	40.6 x 85.9 (1.6 x 3.38)	Outside Trigger	10.4 (23)	495.3 (19 1/2)	Sleeve	19 x 82.6 (3/4 square x 3 1/4)
FL-0025-PS* Clay Digger	T025244	40.6 x 160 (1.6 x 6.5)	Outside Trigger	11.5 (25)	571.5 (22 1/2)	Sleeve	25.4 x 75 (1 round x 3)

\* Not available in USA; BSP air inlet.

Chicago  
Pneumatic

Buster

## Busters

Applications: These tools are excellent for medium to heavy concrete demolition, cutting large rivets and bolts, and other cutting and ripping operations.



CP-4181-PUSER

### CP-4181

- Boyer valve and long piston stroke – deliver the power required to handle the toughest jobs
- Teasing throttle – precise control
- Forged steel handle – designed for long life under rugged conditions
- Hardened steel piston and cylinder – excellent wear resistance

All Models: air consumption: CP-4181-PUSER 37 cfm at 90 psi; CP-4181-PULER 38 cfm at 90 psi; type RB Chisel Shank; 3/8" (NPTF) air inlet thread.

### CP-4180

- Unique air “lockout” mechanism, patented by CP - automatically stops air flow to the tool if retainer is loosened or removed; helps prevent chisel from being accidentally ejected; tool remains disarmed until retainer is correctly placed.
- Screw-on retainer - provides a positive lock of chisel to tool; has resilient bumper to absorb shock of chisel when driven forward; retainer acts as integral part of the “lockout” mechanism.

Catalog Number	Part Number	Capacity Rivet Cutting Dia. mm (in.)	Bore and Stroke mm (in.)	Blows per Minute	Handle/ Trigger	Overall Length mm (in.)	Net Weight kg (lb.)
CP-4181-PUSER	T021731	22.2 (7/8)	30.2 x 203 (1 <sup>3</sup> / <sub>16</sub> x 8)	1080	Pistol/ Outside	584 (23)	13.2 (29)
CP-4181-PULER	T021614	25.4 (1)	30.2 x 279 (1 <sup>3</sup> / <sub>16</sub> x 11)	720	Pistol/ Outside	660 (26)	15.0 (33)
CP-4180-8	T023920	22.2 (7/8)	30.2 x 203 (1 <sup>3</sup> / <sub>16</sub> x 8)	1080	Closed/ Inside	584 (23)	14.8 (32.5)
CP-4180-11	T023921	22.2 (7/8)	30.2 x 279 (1 <sup>3</sup> / <sub>16</sub> x 11)	720	Closed/ Inside	660 (26)	15 (33)

### Standard Equipment for CP-4181:

Two spare rubber bumpers, P-072334  
 Lower sleeve, P072333  
 Upper sleeve, P072332  
 Wire retainer spring, P073942





Chicago  
Pneumatic

Accessories

## For breakers and clay diggers

Description in. (mm)	CP-222	CP-0111, CP-1210	CP-1211,CP-1230 and CP-1240		
	7/8" x 3 1/4" Hex. Shank (22 x 82.5)	1" x 4 1/4" Hex. Shank (25 x 108)	1 1/8" x 6" Hex. Shank (28 x 152)	1 1/4" x 6" Hex. Shank (32 x 152)	
14" Peg Point (356)	P092256	R070115	R004949	R004938	
14" Peg Point (458)	R096851	R085502	R085504	R085507	
24" Peg Point (610)	-	R085503	R085505	R085508	
36" Peg Point (915)	-	R085522	R085506	R085509	
12" Narrow Chisel (305)	-	-	-	-	
14" Narrow Chisel (356)	R096850	R070131	R085446	R085448	
18" Narrow Chisel (458)	R096849	R085501	R085447	R085449	
24" Narrow Chisel (620)	-	R085363	R085519	R085510	
36" Narrow Chisel (915)	-	R085364	R085520	-	
11" Asphalt Chisel (279.4) 5" Blade (127)	-	R098070	R076399	R076398	
14" Asphalt Chisel (356) 3" Blade (76.2)	-	R070118	R005752	R005753	
18" Asphalt Chisel (458) 3" Blade (76.2)	-	R137967	R085525	R056233	
Digging Tool 3" x 10 Blade (76.2 x 254)	R055464	R070119	-	-	
Digging Tool 3" x 12 Blade (76.2 x 304.8)	-	-	R005739	R005738	
Spade 4" Blade (101.6)	-	-	-	-	
Spade 5 1/2" Blade (139.7)	P092246	R070116	R098002	R098003	
Spade 8" Blade (203.29)	-	-	-	R098005	
Tamper (Complete) 6" Square Pad	R055467	-	-	-	
6" Square Pad (152.4) (less Shank)	R053282	R053282	-	-	
7" Round Pad (177.8) (less Shank)	-	-	R005021	R005021	
8 1/2" Shank (less Tamper) (215.9)	-	R053283	-	-	
8" Shank (less Tamper) (203.2)	R055465	-	R005023	R005024	Tamper with shank
Frost Wedge	-	R139087	R139085	R139086	

## Mufflers

Tool	Part No.
CP-0111	F814133
CP-0222	R141765
CP-1210	F814928
CP-1210-S-1.25	R146351
CP-1230	R145237
CP-1240	R146352

## Rubber Handle Grips\*

Tool	Part No.
CP-0111	R005716
CP-1210	F816345
CP-1230	F816345
CP-1240	F816345


\* Not for VR models

## Air Inlet Swivels


Tool	Part No.
CP-0111	R099847
CP-0222 (1/2 NPT)	P137072
CP-1210*	R099847
CP-1230*	R138130
CP-1240 DEMO*	R138130

\* Standard on tool


## For CP-4180 & CP-4181 Buster



Moil Point P071011 12" (300mm) long



Drift Pin Driver P098822 7 1/2" (188mm) long



Ripper P071010 9" (225mm) long

**Chisel Shank Dimensions**

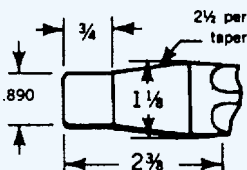



Diagram showing dimensions: 3/4" diameter, 1 1/2" length, 2 3/8" length, 2 1/4" per ft. taper, and .890 diameter.




**Cutting (Tight Rivets)**  
P071006 9 3/4" (244mm) long  
P139264 12" (300mm) long  
P139265 18" (450mm) long

**Cutting (Loose Rivets)**  
P071005 9 3/4" (244mm) long  
P139262 12" (300mm) long  
P139263 18" (450mm) long

**Type RB Retainer (CP-4181)**  
**P-138888 Assembly includes:**  
P072332 Upper Sleeve  
P072333 Lower Sleeve  
P072334 Rubber Bumper  
P071849 Retainer Sleeve  
P073942 Wire Spring

**Retainer Springs (CP-4181)**


Title	Part No.
Polyurethane	P135248
Wire Spring	P073942



**Backing Out Punches**

Symbol No.	Rivet Size	Length
P071587	1/2" (12.5mm)	9 3/4" (244mm)
P071007	5/8" (16mm)	9 3/4" (244mm)
P071008	3/4" (20mm)	9 1/2" (237mm)
P080954	3/4" (20mm)	12" (300mm)
P071009	7/8" (22mm)	9 1/2" (237mm)
P080955	7/8" (22mm)	12" (300mm)
P072216	1" (25mm)	9 1/2" (237mm)
P080956	1" (25mm)	12" (300mm)

**Air inlet Swivel** P137072



1/2" (12.5mm) NPTF Air Inlet Thread with  
1/2" (12.5mm) Hose Barb