



High Power Drill



DR750 – Ergonomics, Power And Productivity

Introducing the new High Power Drill from  **Desoutter**™

The ultimate drilling machine providing 'operator comfort', 'power' & 'productivity'

ERGONOMICS & OPERATOR COMFORT

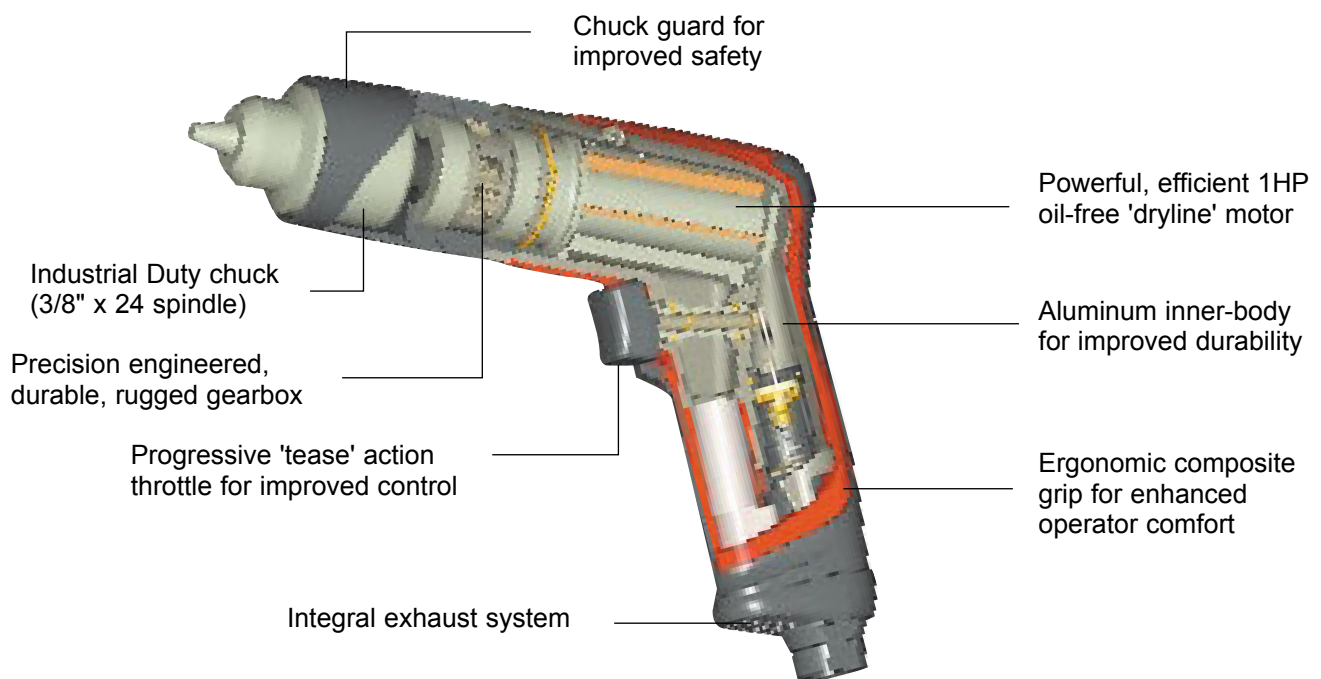
- Pistol grip angle design aids high feed force application for effective drilling
- Aluminum/composite pistol grip construction for enhanced operator comfort

POWER

- Powered by a full 1 Horse Power, oil-free motor to tackle the most demanding applications
- Efficient effective motor to maintain optimum drilling speed

PRODUCTIVITY

- The combination of operator comfort combined with the power of the High Power Drill enhances productivity



VIBRATION LEVEL - SOUND LEVEL

- Sound level <81 dB(A)
- Vibration level <2.5m/s²

RELIABILITY & SERVICING

- Modular construction provides ease of servicing
- Minor & major service kits available to ensure a 'right first time' service

High Power Drill – DR750

Chuck Capacity: $\varnothing 1/2"$ (13mm), $\varnothing 3/8"$ (10mm), $\varnothing 5/16"$ (8mm)



A



D



B



E



C



C

(Shown with side handle fitted)

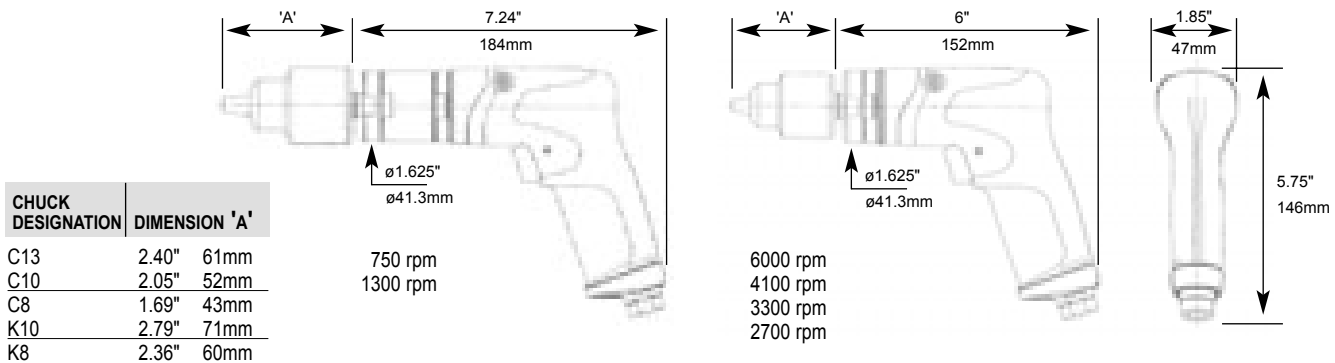
Air Inlet: 1/4" BSP.NPT
Vibration level: <math><2.5\text{ m/s}^2</math>

| PICTURE REF | MODEL | PART NUMBER | FREE SPEED | CHUCK SIZE | | MOTOR POWER | | STALL TORQUE | | WEIGHT | | AIR FLOW | | MIN HOSE BORE | | SOUND LEVEL |
|---|-----------------|-------------|------------|------------|----|-------------|------|--------------|--------|--------|-----|----------|-----|---------------|------|-------------|
| | | | | rpm | in | mm | Hp | Kw | in.lbs | Nm | lb. | kg | cfm | l/s | ins. | |
| Trigger start - Key Chuck Models | | | | | | | | | | | | | | | | |
| A | DR750-P6000-C8 | 1465124 | 6000 | 5/16 | 8 | 1.00 | 0.75 | 46 | 5.3 | 2.42 | 1.1 | 30 | 14 | 3/8 | 10 | 81 |
| A | DR750-P4100-C8 | 1465114 | 4100 | 5/16 | 8 | 1.00 | 0.75 | 63 | 7.1 | 2.42 | 1.1 | 30 | 14 | 3/8 | 10 | 81 |
| B | DR750-P3300-C10 | 1465104 | 3300 | 3/8 | 10 | 1.00 | 0.75 | 85 | 9.6 | 2.42 | 1.1 | 30 | 14 | 3/8 | 10 | 81 |
| B | DR750-P2700-C10 | 1465094 | 2700 | 3/8 | 10 | 1.00 | 0.75 | 99 | 11.1 | 2.42 | 1.1 | 30 | 14 | 3/8 | 10 | 81 |
| C | DR750-P1300-C10 | 1465084 | 1300 | 3/8 | 10 | 1.00 | 0.75 | 211 | 23.9 | 3.52 | 1.6 | 30 | 14 | 3/8 | 10 | 81 |
| C | DR750-P750-C13 | 1465074 | 750 | 1/2 | 13 | 1.00 | 0.75 | 362 | 41.0 | 3.52 | 1.6 | 30 | 14 | 3/8 | 10 | 81 |

Trigger start - Keyless Chuck Models

| | | | | | | | | | | | | | | | | |
|---|-----------------|---------|------|------|----|------|------|----|------|------|-----|----|----|-----|----|----|
| D | DR750-P6000-K8 | 1465164 | 6000 | 5/16 | 8 | 1.00 | 0.75 | 46 | 5.3 | 2.42 | 1.1 | 30 | 14 | 3/8 | 10 | 81 |
| D | DR750-P4100-K8 | 1465154 | 4100 | 5/16 | 8 | 1.00 | 0.75 | 63 | 7.1 | 2.42 | 1.1 | 30 | 14 | 3/8 | 10 | 81 |
| E | DR750-P3300-K10 | 1465144 | 3300 | 3/8 | 10 | 1.00 | 0.75 | 85 | 9.6 | 2.42 | 1.1 | 30 | 14 | 3/8 | 10 | 81 |
| E | DR750-P2700-K10 | 1465134 | 2700 | 3/8 | 10 | 1.00 | 0.75 | 99 | 11.1 | 2.42 | 1.1 | 30 | 14 | 3/8 | 10 | 81 |

Accessories



| CHUCK DESIGNATION | DIMENSION 'A' | |
|-------------------|---------------|------|
| C13 | 2.40" | 61mm |
| C10 | 2.05" | 52mm |
| C8 | 1.69" | 43mm |
| K10 | 2.79" | 71mm |
| K8 | 2.36" | 60mm |

DR750-P...C./ DR750-P...K.

ACCESSORIES INCLUDED

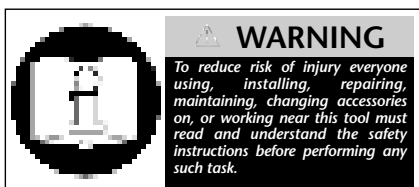
| | PART NUMBER | | | | |
|--|-------------|-------------|-------------|------------|-------------|
| | DR750...C8 | DR750...C10 | DR750...C13 | DR750...K8 | DR750...K10 |
| • Chuck threaded 3/8 UNF capacity 5/16"- 8mm (without key) | 410203 | | | | |
| • Chuck key | 410213 | | | | |
| • Chuck threaded 3/8 UNF capacity 3/8"- 10mm (with key) | | 31132 | | | |
| • Chuck key | | 29232 | | | |
| • Chuck threaded 3/8 UNF capacity 1/2"- 13mm (with key) | | | 473113 | | |
| • Chuck key | | | 29242 | | |
| • Keyless Chuck threaded 3/8 UNF capacity 5/16"- 8mm | | | | 473433 | |
| • Keyless Chuck threaded 3/8 UNF capacity 3/8"- 10mm | | | | | 473423 |
| • Chuck Guard | 473143 | 473133 | - | - | - |
| • Side Handle | 473173 | 473173 | 473173 | 473173 | 473173 |
| • Suspension Bail | 473153 | 473153 | 473153 | 473153 | 473153 |

OPTIONAL ACCESSORIES

| | PART NO. |
|-----------------------|----------|
| • Dust extraction kit | 475033 |



Safety Instructions



WARNING

To reduce risk of injury everyone using, installing, repairing, maintaining, changing accessories on, or working near this tool must read and understand the safety instructions before performing any such task.

All tools are designed to operate at a line pressure of 6.3 bar +/- 0.15bar in accordance with ISO2787.

Sound levels +/- 3dB(A)* measured in accordance with CAGI-PNEUROP test code or PNEUROP PN8NTC1.2. Vibration values* measured in accordance with ISO 8662.

*These declared values were obtained by laboratory testing in compliance with stated standards and are not adequate for risk assessments. Values measured in individual work places may be higher than the

declared values. The actual exposure values and risk of harm experienced by an individual are unique and depend upon the way the user works, the workplace and the work station design, as well as upon the exposure time and the physical condition of the user. We Desoutter cannot be held liable for the consequences of using declared values, instead of values reflecting the actual exposure, in an individual risk assessment in a work place situation over which we have no control.

Tools are CE marked to comply with European Machinery Directive.

Specifications subject to change without prior notice.

Further occupational health and safety information can be obtained from the following web sites
<http://www.osha.gov> (USA)
<http://europe.osha.eu.int> (Europe).

For general product safety instructions please refer to Drilling & Riveting catalog.

Drills



- Keep away from rotating bit and chuck. You can become cut or burned if you come in contact with the drill bit, chips/swarf of work surface.
- Use intermittent drill pressure to avoid long shaved chips/swarf.
- The drill bit can suddenly bind and cause the work piece or tool to rotate causing arm and shoulder injuries.
- It is recommended that side handles are used for operator comfort and safety on high torque drilling applications above 2.6 lbf (3.5Nm) on straight case tools and 8.5lbf (11.5Nm) on pistol grip drills. Drills with a chuck capacity larger than 3/8" (10mm) should always be used with a side handle.
- For further information on the general safety instructions for the operation of power tools please refer to the Desoutter Drilling & Riveting catalogue or the tool operating instructions supplied with the tool.



Applications

Aerospace

MRO



Fabrication

Truck, Bus & Trailer

