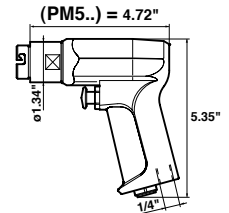
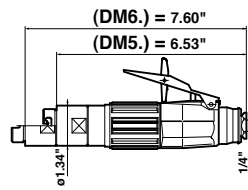


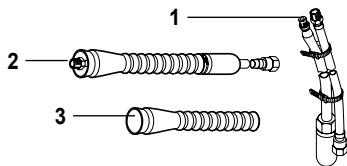
# Accessories



## DM5.32 / DM6.9 / DM6.5 / PM5.32

### ACCESSORIES INCLUDED

	ANGLE HEAD	DRILLS
• 1/4" air hose nipple for 6mm ID hose	615 396 003 0	615 399 494 0
• Wrench 10mm	615 396 237 0	615 399 495 0
• Wrench 14mm	615 801 002 0	615 399 496 0
• Wrench 8-9.5mm (Qty 2)	615 801 005 0	615 801 030 0



### OPTIONAL ACCESSORIES

ITEM	PART NO.
1 Complete Silencer kit PM5	615 399 253 0
2 Complete Silencer kit DM5/DM6	615 399 423 0
3 Exhaust hose	615 875 106 0

Capacity	ANGLE HEAD		Capacity	ANGLE HEAD	
	A	B		A	B
• ø 1.0mm	615 396 003 0	615 399 494 0	• ø 3.4mm	615 396 003 0	615 399 494 0
• ø 1.1mm	615 396 237 0	615 399 495 0	• ø 3.5mm	615 396 237 0	615 399 495 0
• ø 1.2mm		615 399 496 0	• ø 3.6mm		615 399 496 0
• ø 1.3mm			• ø 3.7mm		
• ø 1.4mm			• ø 3.8mm		
• ø 1.5mm			• ø 3.9mm		
• ø 1.7mm			• ø 4.0mm (5/32")	615 526 071 0	
• ø 1.8mm			• ø 4.1mm		
• ø 1.9mm			• ø 4.2mm		
• ø 2.0mm	615 526 066 0		• ø 4.3mm		
• ø 2.1mm			• ø 4.4mm		
• ø 2.2mm			• ø 4.5mm	615 526 073 0	
• ø 2.3mm			• ø 4.6mm		
• ø 2.4mm (3/32")			• ø 4.7mm		
• ø 2.5mm	615 526 068 0		• ø 4.8mm (3/16")		
• ø 2.6mm			• ø 4.9mm		
• ø 2.7mm			• ø 5.0mm	615 526 075 0	
• ø 2.8mm			• ø 5.5mm	615 526 077 0	
• ø 2.9mm			• ø 6.0mm	615 526 079 0	
• ø 3.0mm	615 526 069 0		• ø 6.5mm (1/4")	615 526 081 0	
• ø 3.1mm			• ø 7.0mm	615 526 083 0	
• ø 3.2mm (1/8")			• ø 7.5mm	615 526 084 0	
• ø 3.3mm			• ø 8.0mm (5/16")	615 526 088 0	



### CHUCK MOUNTING

3/8" x 24 tpi  
615 396 145 0

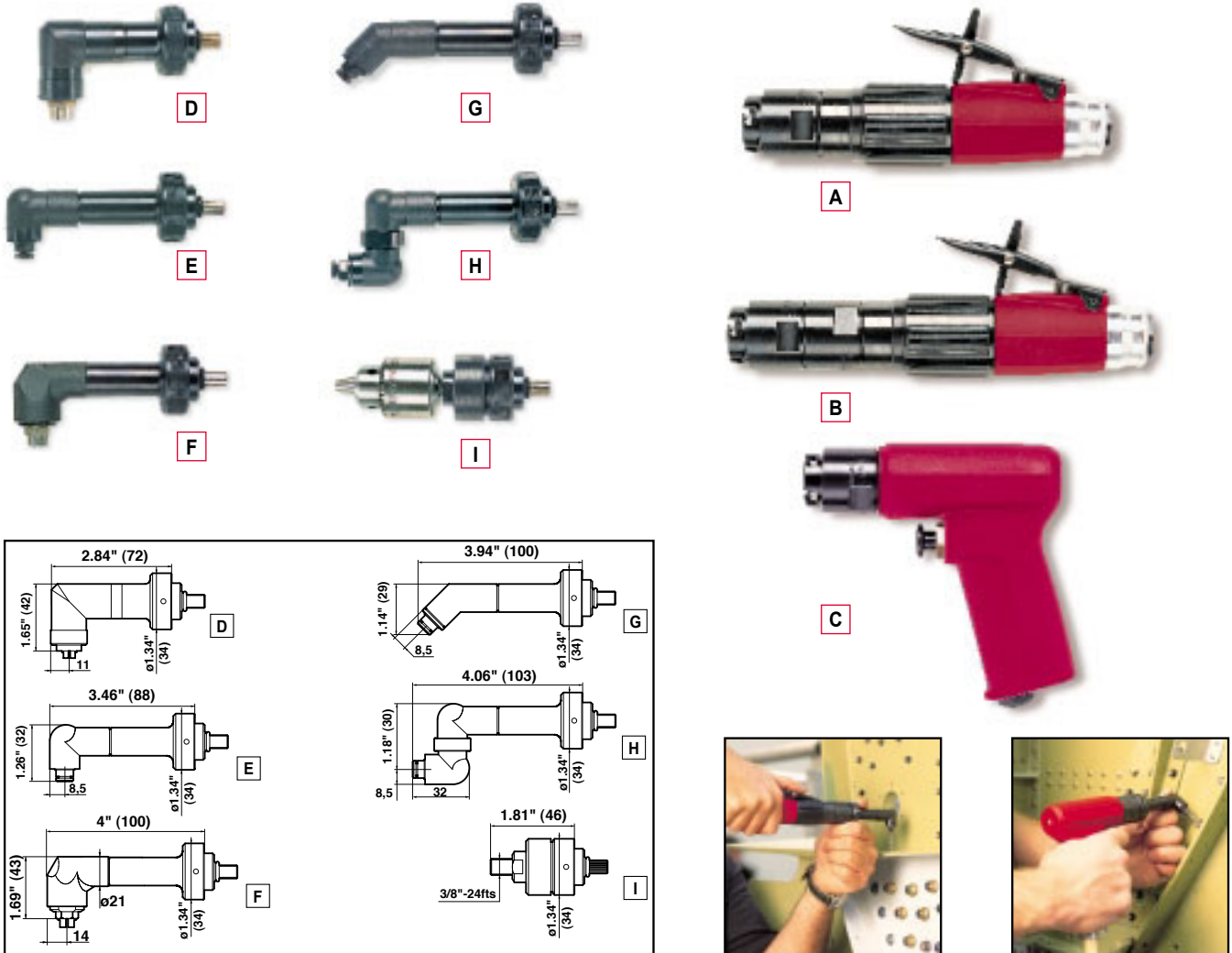
- Chuck with key capacity 1/4" (0 to 6mm)
- Keyless Chuck capacity 5/16" (0 to 8mm)

28942  
473433

# Multi Drills

0.4 Hp (0.3 kW) - 490 to 3200 r/min

**Supplied without collet and chuck**



PICTURE REF	MODEL	PART NUMBER	FREE SPEED	MOTOR POWER		WEIGHT		AIR FLOW		AIR INLET	HOSE ID	SOUND LEVEL
			r/min	Hp	kW	lb	kg	cfm	l/s	BSP/NPT	in.	dB(A)
<b>MULTI DRILLS</b>												
A	DM5.32	615 176 023 0	3200	0.4	0.3	1.5	0.69	17	8	1/4	1/4	72
B	DM6.9	615 176 025 0	800	0.4	0.3	1.8	0.82	17	8	1/4	1/4	72
B	DM6.5	615 176 024 0	490	0.4	0.3	1.8	0.82	17	8	1/4	1/4	72
C	PM5.32	615 176 034 0	3200	0.4	0.3	1.6	0.72	17	8	1/4	1/4	72

PICTURE REF	PART NUMBER	DESIGNATION	COLLET MAX. CAPACITY	WEIGHT		RECOMMENDED FREE SPEED
			in.	lb	kg	r/min
<b>ANGLE HEADS</b>						
D	615 396 003 0	90° Angle Head	5/16	0.55	0.25	800/490
E	615 399 494 0	90° Angle Head	3/16	0.45	0.20	3200
F	615 396 237 0	90° Angle Head	5/16	0.65	0.30	3200
G	615 399 495 0	45° Angle Head	3/16	0.45	0.20	3200
H	615 399 496 0	360° Angle Head	3/16	0.55	0.25	3200
I	615 396 145 0	Chuck mounting 3/8" x 24 tpi		0.45	0.20	3200