

**Lou Zampini & Associates**

2 Douglas Pike, Rt. 7

Smithfield, RI 02917

1 800 353 4676

FAX 1 401 679 0165





# SDP – Durability, Productivity, Quality

Introducing the new high performance screwdriver from 

- Productivity through fast rundown and operator comfort
- Low running costs through durability
- Quality through high torque accuracy

New clutch and motor  
prolonging tool life to over  
2.5 million cycles before  
a major strip down

Tamper resistant  
clutch adjustment

New powerful, efficient,  
0.32 hp, Dryline™ motor

Torque repeatability  
 $\leq \pm 4\%$  ( $\pm 3\sigma$ ) depending  
on tool speed and joint  
rate

Trigger start.  
Can be converted to  
trigger/push on  
320-1470 r/min  
models

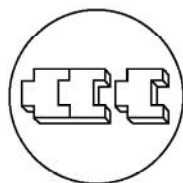
Single hand reverse  
operation for right or  
left handed operators


Grip styled to permit  
2 grip positions

Composite grip for  
greater operator  
comfort and impact  
resistance, with a  
durable aluminium  
core

3 Control Options

- Shut Off
- Non Shut Off
- Direct Drive



The SDP features the  modular  
design for faster servicing and change  
of tool function

## SDT – Coming Soon

- T shape grip
- Signal ports
- Top or grip air inlet
- Trigger start



# High Power Screwdriver – SDP



A



B

## SHUT OFF

PICTURE REF	TOOL TYPE	PART NUMBER	FREE SPEED	OUTPUT	TORQUE RANGE	FITTED SPRING	LENGTH	WEIGHT	AIR FLOW	AIR HOSE BORE	AIR INLET	SOUND LEVEL	VIBRATION
			r/min	hex	in lb	in lb	in.	lb	cfm	in.	NPT	dB(A)	ms <sup>2</sup>
A	SDP023-T3500-S4Q	1465574	3500	1/4"	8.9-20.4	8.9-20.4	7.61	2.0	18.4	3/8"	1/4"	75	<2.5
A	SDP035-T2200-S4Q	1465564	2200	1/4"	8.9-40.0	8.9-40.0	7.61	2.0	18.4	3/8"	1/4"	75	<2.5
A	SDP055-T1470-S4Q	1465554	1470	1/4"	17.7-48.7	17.7-48.7	8.64	2.2	18.4	3/8"	1/4"	75	<2.5
A	SDP075-T1100-S4Q	1465544	1100	1/4"	22.1-66.4	22.1-66.4	8.64	2.2	18.4	3/8"	1/4"	75	<2.5
A	SDP100-T800-S4Q	1465534	820	1/4"	31.0-88.5	31.0-88.5	8.64	2.2	18.4	3/8"	1/4"	75	<2.5
A	SDP140-T610-S4Q	1465524	510	1/4"	31.0-123.9	31.0-88.5	8.64	2.2	18.4	3/8"	1/4"	75	<2.5
A	SDP160-T320-S4Q	1465514	320	1/4"	31.0-141.6	31.0-88.5	8.64	2.2	18.4	3/8"	1/4"	75	<2.5

## NON SHUT OFF

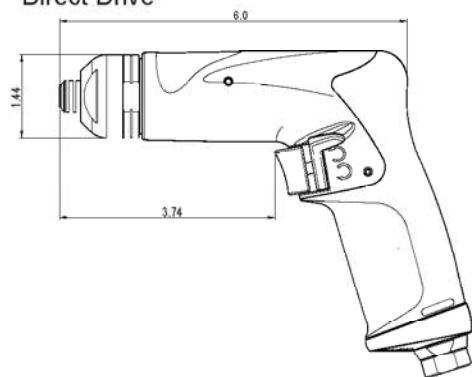
PICTURE REF	TOOL TYPE	PART NUMBER	FREE SPEED	OUTPUT	TORQUE RANGE	FITTED SPRING	LENGTH	WEIGHT	AIR FLOW	AIR HOSE BORE	AIR INLET	SOUND LEVEL	VIBRATION
			r/min	hex	in lb	in lb	in.	lb	cfm	in.	NPT	dB(A)	ms <sup>2</sup>
A	SDP023-T3500-R4Q	1465644	3500	1/4"	8.9-20.4	8.9-20.4	7.61	2.0	18.4	3/8"	1/4"	75	2.6
A	SDP035-T2200-R4Q	1465634	2200	1/4"	8.9-40.0	8.9-40.0	7.61	2.0	18.4	3/8"	1/4"	75	3.0
A	SDP055-T1470-R4Q	1465624	1470	1/4"	17.7-48.7	17.7-48.7	8.64	2.2	18.4	3/8"	1/4"	75	3.2
A	SDP075-T1100-R4Q	1465614	1100	1/4"	22.1-66.4	22.1-66.4	8.64	2.2	18.4	3/8"	1/4"	75	4.2
A	SDP100-T800-R4Q	1465604	820	1/4"	31.0-88.5	31.0-88.5	8.64	2.2	18.4	3/8"	1/4"	75	5.6
A	SDP100-T610-R4Q	1465594	510	1/4"	31.0-88.5	31.0-88.5	8.64	2.2	18.4	3/8"	1/4"	75	7.9
A	SDP100-T320-R4Q	1465584	320	1/4"	31.0-88.5	31.0-88.5	8.64	2.2	18.4	3/8"	1/4"	75	6.7

## DIRECT DRIVE

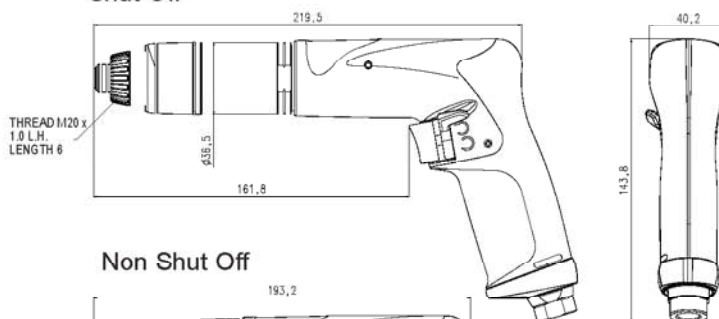
PICTURE REF	TOOL TYPE	PART NUMBER	FREE SPEED	OUTPUT	TORQUE RANGE	LENGTH	WEIGHT	AIR FLOW	AIR HOSE BORE	AIR INLET	SOUND LEVEL	VIBRATION
			r/min	hex	in lb	in.	lb	cfm	in.	NPT	dB(A)	ms <sup>2</sup>
B	SDP023-T3500-D4Q	1465714	3500	1/4"	8.9-20.4	6.0	1.8	18.4	3/8"	1/4"	75	<2.5
B	SDP035-T2200-D4Q	1465704	2200	1/4"	8.9-40.0	6.0	1.8	18.4	3/8"	1/4"	75	<2.5
B	SDP055-T1470-D4Q	1465694	1470	1/4"	17.7-48.7	6.0	1.8	18.4	3/8"	1/4"	75	<2.5
B	SDP075-T1100-D4Q	1465684	1100	1/4"	22.1-66.4	6.0	1.8	18.4	3/8"	1/4"	75	<2.5
B	SDP100-T800-D4Q	1465674	820	1/4"	31.0-88.5	6.0	1.8	18.4	3/8"	1/4"	75	<2.5
B	SDP140-T610-D4Q	1465664	510	1/4"	31.0-123.9	6.0	1.8	18.4	3/8"	1/4"	75	<2.5

# Accessories – SDP

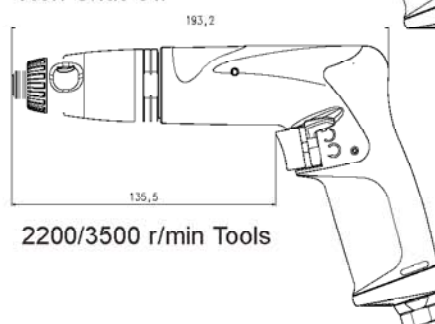
## Direct Drive



## Shut Off



## Non Shut Off



2200/3500 r/min Tools

## SDP

### ACCESSORIES INCLUDED

- Clutch Adjustment Keys
- Clutch Adjustment Keys
- Suspension Bail
- Side Handle

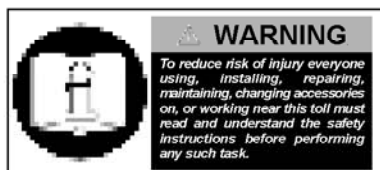
TOOL TYPES	PART NUMBER
320-1470	29932
2200-3600	467293
All models	473163
320-1470	467303

### OPTIONAL ACCESSORIES

- Spring Suspension Balancer
- Reaction Free Self-Lock Balancer
- Tool Holster
- Air Flow Regulator

MODEL	PART NUMBER
3DU	62862
4R	64432
DTH-42	107892
-	81223

## Safety Instructions



### WARNING

To reduce risk of injury everyone using, installing, repairing, maintaining, changing accessories on, or working near this tool must read and understand the safety instructions before performing any such task.

All tools are designed to operate at a line pressure of 6.3 bar +/- 0.15bar in accordance with ISO2787.

Sound levels +/- 3dB(A)\* measured in accordance with CAGI-PNEUROP test code or PNEUROP PN8NTC1.2. Vibration values\* measured in accordance with ISO 8662.

\*These declared values were obtained by laboratory testing in compliance with stated standards and are not adequate for risk assessments. Values measured in individual work places may be higher than the declared values. The actual exposure values and risk

of harm experienced by an individual are unique and depend upon the way the user works, the workpiece and the work station design, as well as upon the exposure time and the physical condition of the user. We Desoutter cannot be held liable for the consequences of using declared values, instead of values reflecting the actual exposure, in an individual risk assessment in a work place situation over which we have no control.

Tools are CE marked to comply with European Machinery Directive.

Specifications subject to change without prior notice.

Further occupational health and safety information can be obtained from the following web sites

<http://www.osha.gov.usa>

<http://europe.osha.eu.int> (Europe).

For further information on the general safety instructions for the operation of power tools please refer to the Desoutter Fastening Tools Catalogue or the tool operating instructions supplied with the tool.

