


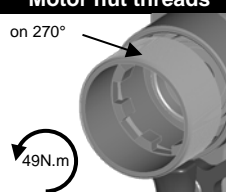
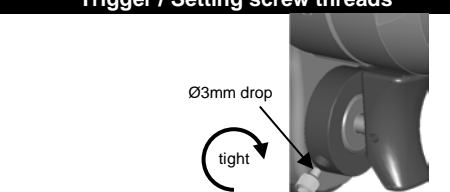


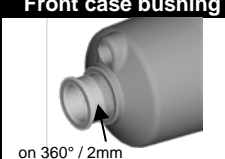
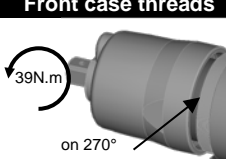

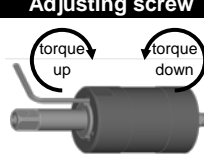
Part no	6159949632	<b>PTF056-T6700-I10S</b> <b>PTF035-T6700-I4Q</b>
Issue no	04	
Series no	A	
Page	4/4	

 Desoutter Ltd - Zodiac Unit 4 - Boundary way Hemel Hempstead - Herts - UK HP2 7SJ	Part no	6159949632
	Issue no	04
	Series no	A
	Page	1 / 4


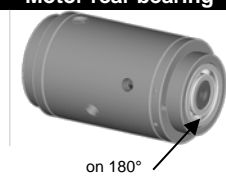
### Mounting


Reverse valve pin	Handle grip
 Ø2mm drop on each side Konishi, Quick5	 Ø2mm drop on the back Ø2mm drop on each side Ø2mm drop on the bottom Toagosei, Gel10


Inlet threads	Motor nut threads	Trigger / Setting screw threads
 on 180° 29N.m ThreeBond 1401	 on 270° 49N.m ThreeBond 1401	 Ø3mm drop tight ThreeBond 1110B

Front case bushing	Front case threads	Pulse unit nut	Adjusting screw
 on 360° / 2mm ThreeBond 1103B	 on 270° 39N.m ThreeBond 1401	 88N.m	 torque up torque down

### Lubrication

Pulse unit	Motor rear bearing
 0,55ml to be removed from 100% fill Nippon Oil Corp., Super Hyrando (SE32)	 on 180° Idemitsu Kosan, Daphne Eponex (NO2)

 right tightening  
clockwise tightening

 left tightening  
counterclockwise tightening

PTF056-T6700-I10S	6151720750
PTF035-T6700-I4Q	6151721030

## PTF056-T6700-I10S PTF035-T6700-I4Q



### Specifications

Bolt size	Rotational frequency	Mass (without socket)		Overall length (without socket)		Air inlet thread	Air hose size		Air consumption (at load)	
		mm	kg	lb	mm		in	in	mm	in
M8	6700	0.8	1.8	152	6	PT 1/4	9.5	3/8	420	14,8

	Spindle type	Size		Recommended torque range					
		mm	in	N.m		kg.m		ft.lbf	
PTF056-T6700-I10S	Square drive	9.5	3/8	28	56	2.8	5.7	20.6	41.3
PTF035-T6700-I4Q	Bit shank	6.3	1/4	20	35	2.0	3.5	14.7	25.8

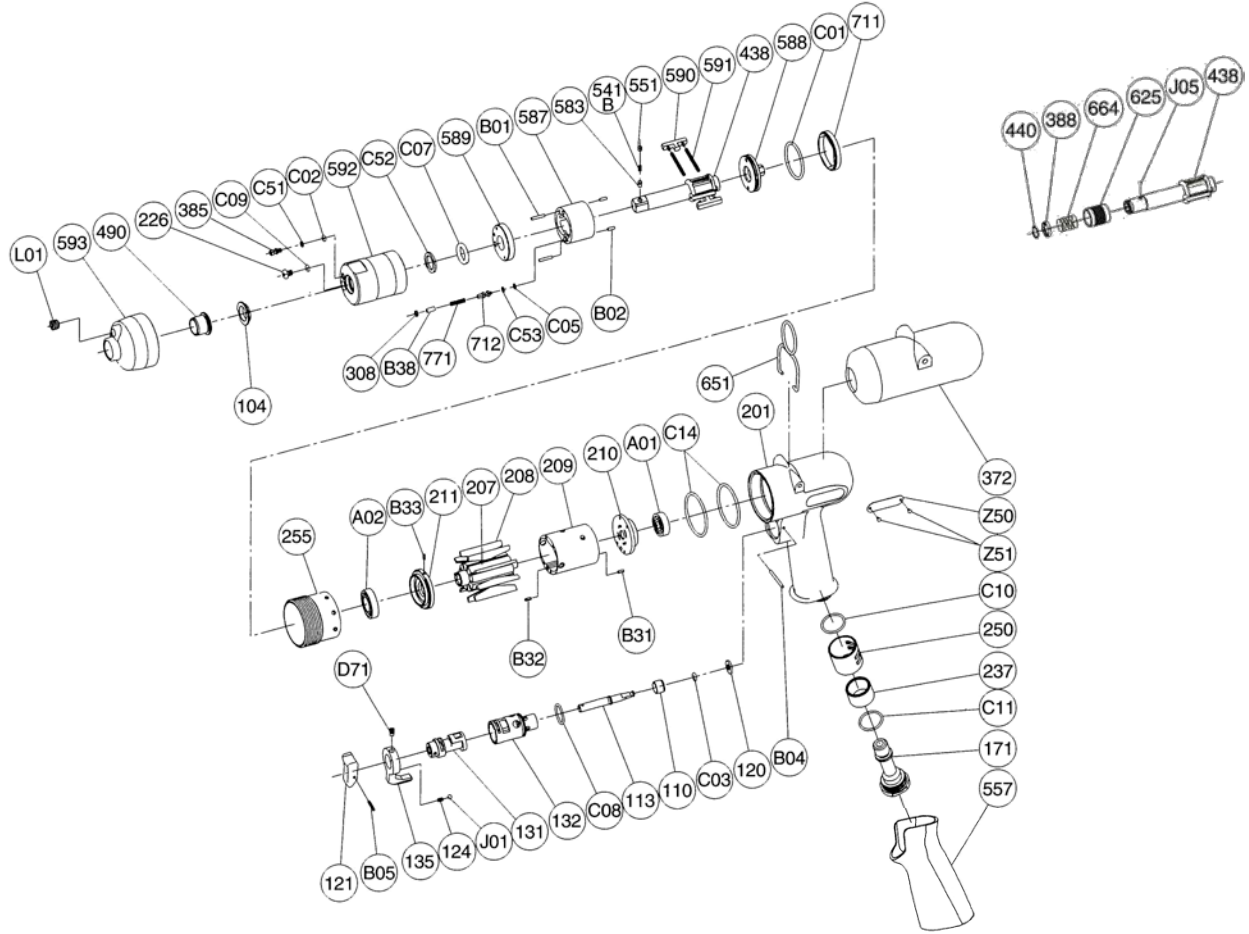
Safety manual	2050502163
Instructions manual	6159949610
EC declaration of conformity	6159949620

### Maintenance operations

Every 3 months / 100,000 cycles\*  
 Every 6 months / 200,000 cycles\*  
 Every 12 months / 400,000cycles\*  
 \*which ever comes first

Refill and adjust oil in pulse unit  
 Replace parts of service kits  
 Check wearing parts and replace if necessary

Exploded view



Parts list

Ref No.	Ordering No.	Qty	Description	Ref No.	Ordering No.	Qty	Description	Ref No.	Ordering No.	Qty	Description
1			FRONT CASE KIT	C01		1	O RING (HNBR80)	557		1	PROTECTOR
L01		1	PLUG	711		1	CYLINDER COVER	Z50		1	NAME PLATE
593	5412058623	1	FRONT CASE	2.2	5412060489	1	SOCKET RETAINER KIT (10S)	Z51		2	SCREW RIVET
490		1	SPINDLE BUSHING	551		1	PLUG	4.2	5412060536	1	THRITTLE KIT
S.1	5412060483		FRONT CASE SERVICE KIT	541B		1	BUTTON RETAINER SPRING (F)	121		1	THRITTLE VALVE LEVER
INCL.	L01, 490, 104			583		1	RETAINER BUTTON (F)	B05		1	SPRING PIN
2			PULSE UNIT KIT	2.3	5412068982	1	SOCKET RETAINER KIT (4Q)	135	5412057223	1	REVERSE VALVE LEVER
2.1			OIL CYLINDER KIT	440		1	RING	D71		1	SET SCREW
104		1	BUSHING	388		1	SPRING HOLDER	124		1	KNOCK SPRING
226	5412057024	1	OIL PLUG	664		1	FINDER SPRING	J01		1	BALL
C09		1	O RING (HNBR80)	625		1	BIT COVER	131		1	REVERSE VALVE
592	5412058622	1	CYLINDER CASE	J05		1	BALL	132		1	REVERSE VALVE BUSHING
385		1	ADJUSTING SCREW	S.2	5412060491		PULSE UNIT SERVICE KIT	C08		1	O RING
C51		1	BACK UP RING	INCL.	C09, C51, C02, C52, C07, 308, C53, C05, B01, B02, 591, C01			113		1	THRITTLE VALVE ROD
C02		1	O RING (HNBR80)	3			MOTOR KIT	110		1	THRITTLE VALVE
C52		1	BACK UP RING	207	5412058447	1	ROTOR	C03		1	O RING (HNBR80)
C07		1	X RING (HNBR80)	208	5412058448	9	ROTOR BLADE	120		1	THRITTLE VALVE COVER
589	5412058612	1	OIL CYLINDER LOWER PLATE	209	5412058616	1	CYLINDER	B04		1	GROOVED PIN
308		1	SPACER	B31		1	SPRING PIN	4.3	5412060540		INLET KIT
B38		1	NEEDLE ROLLER	B32		1	SPRING PIN	171	5412058445	1	INLET JOINT
771	5412058481	1	SPRING	C14		2	O RING	C11		1	O RING
712		1	DAMPER	3.1	5412060502		LOWER PLATE KIT	237		1	MUFFLER PAD
C53		1	BACK UP RING	A02		1	BALL BEARING	250	5412057876	1	EXHAUST COVER
C05		1	O RING	211		1	CYLINDER LOWER PLATE	C10		1	O RING
B01		2	NEEDLE ROLLER	B33		1	SPRING PIN	S.4	5412060544		HOUSING SERVICE KIT
587	5412058621	1	OIL CYLINDER	3.2	5412060507		UPPER PLATE KIT	INCL.	124, J01, C08, 110, C03, C11, 120, 237, C10		
B02		2	NEEDLE ROLLER	210		1	CYLINDER UPPER PLATE				OTHER PARTS
438	5412058619	1	SPINDLE (10S)	A01		1	BALL BEARING	372	5412060457	1	PLASTIC COVER
	5412058620	1	SPINDLE (4Q)	S.3	5412060512		MOTOR SERVICE KIT	651	5412058474	1	HANGER (HORIZONTAL)
591		2	BLADE SPRING	INCL.	C14, A02, A01			255	5412058604	1	MOTOR FASTENING NUT
590	5412058467	2	SPINDLE BLADE	4			HOUSING KIT		5412060286	1	WARNING LABEL
588	5412058611	1	OIL CYLINDER UPPER PLATE	4.1	5412060524		HANDLE KIT (10S)				STANDARD ACCESSORIES
					5412068985		HANDLE KIT (4Q)		5412054452	1	AIR NIPPLE
				201		1	HOUSING			1	HEX PIN WRENCH
										1	HEX PIN WRENCH

Parts or kits without ordering number are not sold separately