


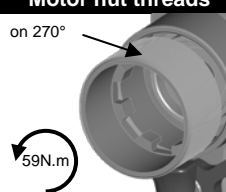
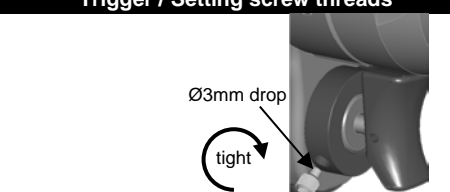


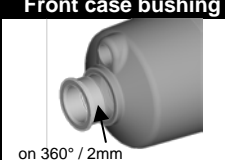
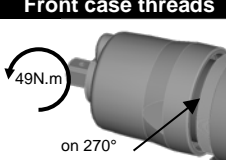
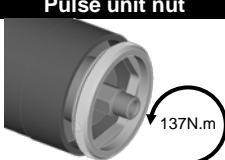
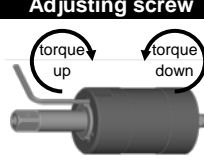
Part no	6159949633	<h1>PTF060-T6100-I10S</h1>
Issue no	03	
Series no	A	
Page	4/4	

 Desoutter Ltd - Zodiac Unit 4 - Boundary way Hemel Hempstead - Herts - UK HP2 7SJ	Part no	6159949633
	Issue no	03
	Series no	A
	Page	1 / 4


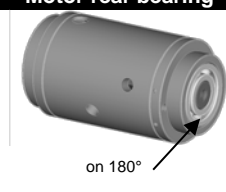
### Mounting


Reverse valve pin	Handle grip
 Ø2mm drop on each side Konishi, Quick5	 Ø2mm drop on the back Ø2mm drop on each side Ø2mm drop on each side Ø2mm drop on the bottom Toagosei, Gel10


Inlet threads	Motor nut threads	Trigger / Setting screw threads
 on 180° 29N.m ThreeBond 1401	 on 270° 59N.m ThreeBond 1401	 Ø3mm drop tight ThreeBond 1110B

Front case bushing	Front case threads	Pulse unit nut	Adjusting screw
 on 360° / 2mm ThreeBond 1103B	 49N.m on 270° ThreeBond 1401	 137N.m	 torque up torque down

### Lubrication

Pulse unit	Motor rear bearing
 0,75ml to be removed from 100% fill Nippon Oil Corp., Super Hyrando (SE32)	 on 180° Idemitsu Kosan, Daphne Eponex (NO2)

 right tightening  
clockwise tightening

 left tightening  
counterclockwise tightening

PTF060-T6100-I10S	6151720760
-------------------	------------

## PTF060-T6100-I10S



### Specifications

Bolt size	Square drive size		Mass (without socket)		Overall length (without socket)		Air inlet thread	Air hose size		
	mm	mm	in	kg	lb	mm	in	mm	in	
M8-M10	9,5	3/8		1,0	2,2	155,0	6 1/8	PT 1/4	9,5	3/8

Recommended torque range						Rotational frequency	Air consumption (at load)	
N.m		kgf.m		ft.lb			rpm	l/min
34	60	3,4	6,1	25,0	44,2	6100	600	21,1

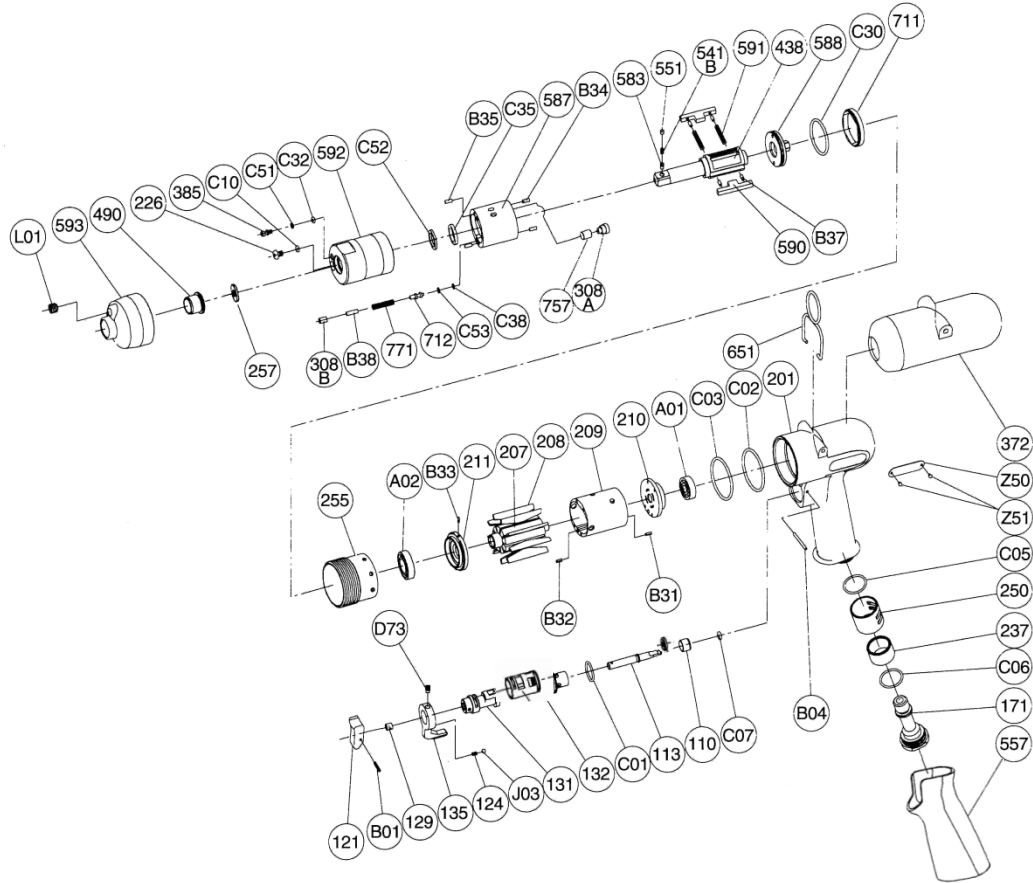
Safety manual	2050502163
Instructions manual	6159949610
EC declaration of conformity	6159949620

### Maintenance operations

Every 3 months / 100,000 cycles\*  
 Every 6 months / 200,000 cycles\*  
 Every 12 months / 400,000cycles\*  
 \*which ever comes first

Refill and adjust oil in pulse unit  
 Replace parts of service kits  
 Check wearing parts and replace if necessary

Exploded view



Parts list

Ref No.	Ordering No.	Qty	Description
1			FRONT CASE KIT
L01		1	PLUG
593	5412058655	1	FRONT CASE
490		1	SPINDLE BUSHING
S.1	5412060484		FRONT CASE SERVICE KIT
INCL. L01, 490, 257			
2			PULSE UNIT KIT
2.1			OIL CYLINDER KIT
257		1	WASHER
226	5412058454	1	OIL PLUG
C10		1	O RING (HNBR80)
592	5412058654	1	CYLINDER CASE
385		1	ADJUSTING SCREW
C51		2	BACK UP RING
C32		1	O RING (HNBR80)
C52		1	BACK UP RING
C35		1	X RING (HNBR80)
308B		1	SPACER
B38		1	NEEDLE ROLLER
771	5412058517	1	SPRING
712		1	DAMPER
C53		1	BACK UP RING
C38		1	O RING (HNBR80)
B35		2	NEEDLE ROLLER
587	5412058652	1	OIL CYLINDER
B34		2	NEEDLE ROLLER
757		1	NEEDLE
308A		1	SPACER
438	5412058650	1	SPINDLE
591		2	BLADE SPRING
590	5412058506	2	SPINDLE BLADE
B37		4	SPRING PIN
588	5412058653	1	OIL CYLINDER UPPER PLATE
C30		1	O RING (HNBR80)
711		1	CYLINDER COVER
2.2	5412060489		SOCKET RETAINER KIT
551		1	PLUG
541B		1	BUTTON RETAINER SPRING (F)
583		1	RETAINER BUTTON (F)
S.2	5412060492		PULSE UNIT SERVICE KIT
INCL. C10, C51, C32, C52, C35, 308B, C53, C38, B35, B34, 591, C30			
3			MOTOR KIT
207	5412058490	1	ROTOR
208	5412058491	9	ROTOR BLADE
209	5412058645	1	CYLINDER
B31		1	SPRING PIN
B32		1	SPRING PIN
C02		1	O RING
C03		1	O RING
3.1	5412060503		LOWER PLATE KIT
A02		1	BALL BEARING
211		1	CYLINDER LOWER PLATE
B33		1	SPRING PIN
3.2	5412060508		UPPER PLATE KIT
210		1	CYLINDER UPPER PLATE
A01		1	BALL BEARING
S.3	5412060513		MOTOR SERVICE KIT
INCL. C02, C03, A02, A01			
4			HOUSING KIT
4.1	5412060525		HANDLE KIT
201		1	HOUSING
557		1	PROTECTOR
Z50		1	NAME PLATE
Z51		2	SCREW RIVET
4.2	5412060537		THROTTLE KIT
121		1	THROTTLE VALVE LEVER
B01		1	SPRING PIN
129		1	THROTTLE VALVE ROD BUSHING
135	5412057223	1	REVERSE VALVE LEVER
D73		1	SET SCREW
124		1	KNOCK SPRING
J03		1	BALL
131		1	REVERSE VALVE
132		1	REVERSE VALVE BUSHING
C01		1	O RING
113		1	THROTTLE VALVE ROD
110		1	THROTTLE VALVE
C07		1	O RING
B04		1	GROOVED PIN
4.3	5412060540		INLET KIT
171	5412058445	1	INLET JOINT
C06		1	O RING
237		1	MUFFLER PAD
250	5412057876	1	EXHAUST COVER
C05		1	O RING
S.4	5412060545		HOUSING SERVICE KIT
INCL., 124, J03, C01, 110, C07, C06, 237, C05			
OTHER PARTS			
372	5412060458	1	PLASTIC COVER
651	5412058474	1	HANGER (HORIZONTAL)
255	5412058646	1	MOTOR FASTENING NUT
	5412060286	1	WARNING LABEL
STANDARD ACCESSORIES			
	5412054452	1	AIR NIPPLE
		1	HEX PIN WRENCH
		1	HEX PIN WRENCH

Parts or kits without ordering number are not sold separately